



# **MHS**

*OFFICIAL RULES FOR FEDER FENCING  
COMPETITIONS*

The goal of this document (and its updated versions) is to regularize the feder fencing competitions of the Hungarian Longsword Fencing Sports Federation (MHS). Without compliance with the contents, an MHS competition cannot be organized. This document is valid while an updated version is officially published. **The actual version number must be verified in the header! An actual call for competition has to contain the related version number.**

**Copyright © Dr. Tibor Pávay, 2013.**

**Copyright © Hungarian Longsword Fencing Sports Federation (charta organizations), 2013.**

**Translated in 2015 by Dr. Tibor Pávay, assisted by András Balázs, Tamás Nagypáti, Gábor Szepesházy and Gábor Szántai. © All rights reserved!**

This document is the intellectual property of Dr. Tibor Pávay. Current MHS members may contribute significantly to keeping it up-to-date, however. Accordingly, the charter organizations and member organizations of the Hungarian Longsword Fencing Sports Federation may use it at their sports competitions. It may be freely downloaded by anyone from the internet for the purpose of preparing for a competition, but its distribution is prohibited. Its reproduction or use without permission, in whole or in part, is prohibited by law!

The MHS logo is the shared intellectual property of the founding members of its charter. Its specific depiction is the intellectual property of Szabolcs Waldmann. The logo may be employed exclusively on the official documents, electronic and printed publications and products of MHS! Any other use shall result in legal action!  
**© All rights reserved!**

**Important!** For safety fencing the sportsman necessary to be in proper physical-psychical-mental condition, the protective gear per se not enough for defending the fencer's health. In all MHS fencing competition sportsmen are contesting for their own risk! **The MHS is not responsible for any injury may happens during preparations and competitions!** During fencing trainings the MHS presupposes proper control of official sport instructors and trainers of local clubs/societies. During trainings fencers have to be in proper physical condition, checked periodically by sports doctors. Additionally to fence in any MHS competition the fencer have to possess proper experience in the field of historical fencing (confirmed in writing by his own sport club/society), and have to understand, accept and subscribe the competition's actual statement of responsibility.

Competitions of MHS are not profit-oriented. Inside this federation the longsword fencing is a modern, amateur, competitive sport, based on rich historical sources. During training and competition using of any psychoactive or performance-enhancing drug is forbidden! Proved using any of these is serious ethical fault, and may result permanent interdiction to fencer.

## TABLE OF CONTENTS

<b>0. Temporary and introductory regulations</b>	<b>6</b>
0.1 Some basic term	6
0.2. About the competition system	7
<b>1. Human resources</b>	<b>8</b>
<b>2. Fencing circle/field and ground</b>	<b>9</b>
<b>3. Equipment standards</b>	<b>11</b>
3.1. Protective gear requirement for the temporary period	11
3.2. Initial directives for the final standard	11
3.3. Weapon requirements (feder)	11
<b>4. Requisites of organizers</b>	<b>12</b>
<b>5. Tasks of referees, temporal order of signals</b>	<b>13</b>
5.1. Procedure of fencing-bouts and scoring	13
5.2. Referee glossary	15
<b>6. Valid hits, scoring</b>	<b>16</b>
6.1 Valid attacks and scoring system	16
6.1.1. Hitting for head and neck (higher wounding, higher blow)	16
6.1.2. Hitting for body and limbs	16
6.2. General requirements of a valid hit	16
6.2.1. Principle of willfulness	16
6.2.2. Principle of ignoring the protective equipment	17
6.3. Other, special situations	17
6.3.1. Disarming	17
6.3.2. Push-out	17
6.3.3. If there wasn't any valid hit (no score)	17
6.3.4. After-blow	17
6.3.5. Fencer on the ground	17
6.3.6. Double	18
6.3.7. Not possible to scoring an action (fencing-bout can not be judged unequivocally, no decision)	18
<b>7. Aim of a fencing bout</b>	<b>19</b>
<b>8. About fencing time</b>	<b>20</b>
8.1 Gross (aka permanent), relative time measurement	20
8.2. Suspension of time measurement	20
8.3. Extra time and Sudden Death	21
<b>9. Infringements, score deductions, disqualifications</b>	<b>22</b>
9.1. Reasons and scales of penalties	22
9.1.1. Score deductions	22
9.1.2. Disqualification for extreme infringement	23
9.2. Penalty signals of the LR (leader referee)	23
9.3. Supplementary judicial rules	23
9.3.1. About the possibility of posterior, supplementary penalty	23
9.3.2. About the inviolability of the final result	24
<b>10. The rules of the after-blow</b>	<b>25</b>
10.1. Definition of "tempo"	25
10.2. The exact rules of the after-blows	26
10.3. Judicial signs of a simple after-blow	27
10.4. Judgement of after-blows during the "red-flag (up)" period	27

<b>11. The rules of double hits</b>	<b>28</b>
11.1. Scoring of doubles	28
11.1.1. While the red flag is not up	28
11.1.2. When the red flag is up - the rule of higher-wounding (higher blow)	28
11.1.3. When the scores are changing - the end of red flag period	29
11.2. Basic referee signals of double hits	29
11.3. Special referee signals in case of double-hits and after-blows to indicate the "higher wound" while the red flag is up	30
11.4. The HTS's (Hitcounter-Timemasurer-Signer) score signal with the red flag	30
11.5. Additional sanctions	30
<b>12. Signals of referees (LR, PRs) and HTS</b>	<b>31</b>
12.1. Referee stance, base movements, base activities	31
12.2. Signal of referee judgement "there was no appreciable hit"	32
12.3. Referee signal of "normal" after-blow	32
12.4. Clear, 1 point hit signal	32
12.5. Push-out signal	32
12.6. Base signal of double hit	33
12.7. Special referee signal at "red flag up" period in case of „higher wound” (double hit and after-blow)	33
12.8. HTS's signals with red flag	33
12.9. Referee judgement signal at „Fencing-bout can not be judged unequivocally”	33
12.10. Announce of Final Score (result of a bout)	34
12.11. Fouls (alias infringements)	34
12.11.1. About the mandatory consultation	34
12.11.2. Signals of discussion's (consultation) ordainment and request	34
12.11.3. Process of consultation taking and announcing of penalty	34
12.11.4. Signal of penalty-supplement	35
12.12. Signal of consultation request	35
12.13. Other Leader Referee duties where no special signals required	35
<b>13. Rules of grappling and grabbing the sword</b>	<b>37</b>
13.1 Prohibited actions	37
13.2 Allowed actions	38
13.3. Falling to the ground and disarming	38
13.4. Rules for outdoor tournaments, on a grassy terrain	39
<b>14. Summary of the particularly important principles, rules</b>	<b>40</b>
14.1. Mandatory principles	41
14.2. Optional principles that can be applied on smaller tournaments, but not on national tournaments or qualifiers	42
<b>15. Review of the full fencing bout as a summary</b>	<b>43</b>
15.1. Preparations	43
15.2. The start and the process of the fencing bout	43
15.3. End of the fencing bout, announcement of final score	44
<b>16. Remonstration</b>	<b>45</b>
16.1. Taking a remonstration	45
16.2. Possible subjects of remonstrations	45
16.3. Examination of a remonstration and possible consequences	46
16.3.1. Persons who make judgement	46
16.3.2. Possible consequences af accepted remonstrations	47
16.3.3. About the inviolability of remonstration's judgement	47
16.4. Video Referee	47

<b>17. Translated terms of international competitions</b>	<b>49</b>
17.1. The main terms in Hungarian and English	49
17.2. Other important terms	50
17.3. Optional rule of using historical terms and traditional language of referees	50
<b>18. Optional rules for smaller competitions (outside of national championship)</b>	<b>51</b>
<b>to make more exiting the competition</b>	
18.1. The possibility of chivalrous judgement	51
18.2. The using of "principle of reality"	51
18.3. The using of "principle of appropriate power"	52
18.4. Enhancement of "higher wound" rules	53
18.5. Using of historical terms and traditional language	53
18.6. The using of serious penalty of double hits, based on nylon fencing rules	54
18.7. Full adaptation of nylon fencing rules	54
18.8. Combined competitions of two main arms (nylon and feder fencing)	54
<b>I. Appendix – Bout records (sample copy)</b>	<b>55</b>
<b>II. Appendix – Table of referee's signals and terms</b>	<b>58</b>
<b>III. Appendix – Remonstratation paper (sample copy)</b>	<b>62</b>



## OFFICIAL RULES FOR FEDER FENCING COMPETITIONS

---



Drafter: Dr. Tibor Pávay

### 0. TEMPORARY AND INTRODUCTORY REGULATIONS

This regulation comes into effect from publishing date, for sport events organized by MHS (and its charta organizations)<sup>1</sup> especially in arm of feder. The experiences of open competitions could change this regulation, in that case a new version<sup>2</sup> will be published. However till then the MHS Charta Organizations will prepare the competitors using rules of this regulation. The regulation including the competition organizing workmanships as well. In the document there are some harder understandable segment, which are many times explained, refereed, because of the easier transparency. In the future these repeats will be cleaned, became a more stricter rules.

#### 0.1 Some basic term

**Fencing bout** is one fencer pair's fight including more actions, till declaration of one winner, or drawn. The maximum length of it is the **fencing time**.

**Action** is that period, which is between command of referees "Fight"<sup>3</sup>, and "Stop"<sup>4</sup>. It usually<sup>5</sup> takes till one point, in other words till one successful technique with valid hit.

**Technique** is one valid point (hit) moving. (However technique can be successful or unsuccessful, regular or irregular, mady by one or more movements, noticed/given or unnoticed/ungiven).

Conception of tempo see under **10.1**.

---

<sup>1</sup> The MHS long sword charta had been subscribed in 2012.

<sup>2</sup> The currently version is available on MHS temporary but official homepage: <http://hosszukurdivivas.atw.hu/>

<sup>3</sup> It can be said only by leader referee (LR).

<sup>4</sup> It can be said by any referee (leader or pointer referees).

<sup>5</sup> But not necessary.

## 0.2. About the competition system

The choosing of tournament system (round-robin tournament, elimination tournament, ranking round followed by single-elimination matches, etc.) depends on number and skills of participants (e.g. ranking system based on earlier results), the level (home-regional-national-international) and type (single or group, open or other, etc.) of tournament, etc.. In the first years of charta-period<sup>6</sup> (started from 2013) the MHS is using simpler systems (mostly ranking rounds followed by single-elimination matches) for easier understanding. This can be familiar for most people from other sports. But of course all MHS competition base on fencing bouts of fencing pairs, so this regulation concentrates on clear regularization of these. In some cases - where this regulation makes it possible - some minor rules can be changed from tournament to tournament.

Important principle, that in the case of a round-robin tournament section when at the end of fencing time the two fencers have same points (but at least 0), then the result of fencing bout can be draw. But in the case of single-elimination matches when at the end of fencing time the two fencers have same points, there is an extra time period (**ad 8.3.**), and the first valid hit wins (rule of sudden death). And in this case the "rule of higher wounding" can't be used. (For more information about these rules see **8.3.** and **11.** articles.)

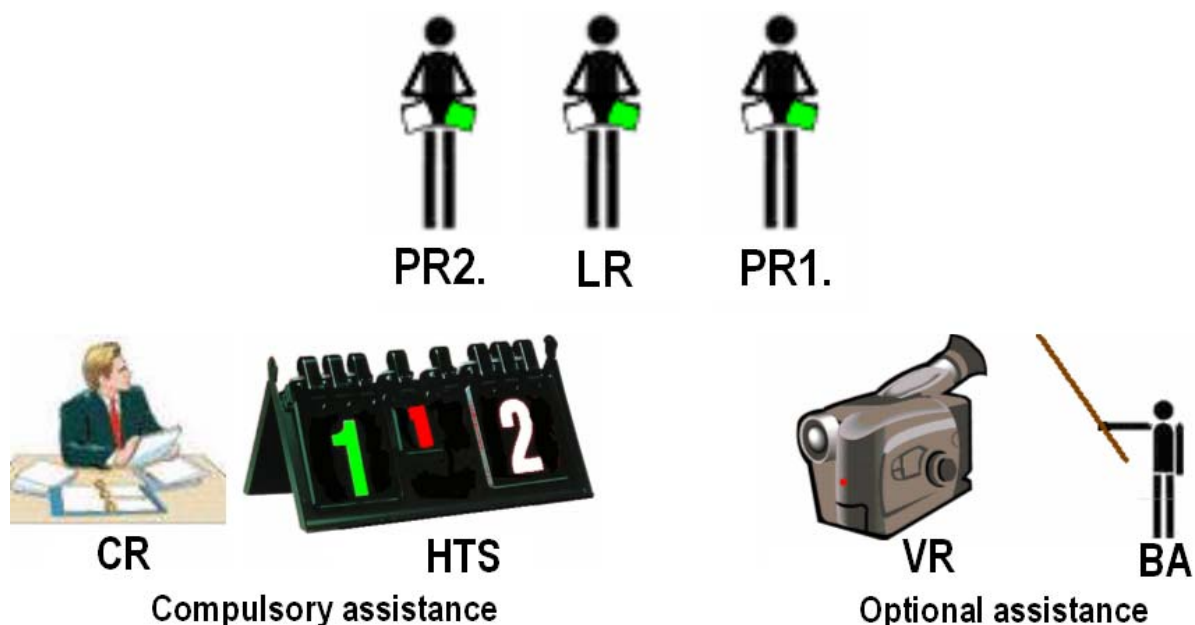
Comment: In the later versions all optional tournament system will be listed, including restrictions of call for competitions. (E.g. in the case of round-robin tournaments 3 point to a bout winner, 1 pont for draw, etc.)

---

<sup>6</sup> It can be understand by text of Hungarian Longsword Charta, which can be downloaded from MHS's webpage, see <http://hosszokardvivas.atw.hu/>

## 1. HUMAN RESOURCES

Five people need for conduct a fencing bout: one **Leader Referre** (hereinafter called the **LR**), two **Pointer Referees** (hereinafter called the **PRs** - the first **PR** stands on the left side or heart-side of **LR**, the second is on his right), one **Hitcounter-Timemeasurer-Signer**<sup>7</sup> (hereinafter called the **HTS**) and one **Court Reporter** (hereinafter called the **CR**). The CR and the HTS is sitting on a table, over against LR (for sport-ergonomy reasons). In some tournament possible (but not necessary) to use other assistant people as well. These are: a **bout-assistant** (hereinafter **BA**) with a long wooden staff (for intervencion), and video referee (hereinafter **VR**) for helping of remonstrations. (Of course theoratically the task of HTS can be separated as well for 2 or 3 people. But doesn't need separated man for authentication of a fencing bout's report, beacuse it is a simple signature and any assistant people can do it.) The using of CR is very important not just for helping remonstrations (control false countings, etc.), but based on clear bout reports possible to make long-time, permanent statistics. And based on statistics possible to improve rules in the future. For same reason as much bout should be video-recorded and analysed as possible. (Later planned to set up a video judge, which could be used by fencer-representatives - see **article 16**. - for remonstrations as well.) The sample of a Bout Record can be seen at **Appendix I**.




Of course the most important persons of a bout are two fencers. A fencer can be have more assistant, but only one **official fencer-representative**! (This person can be changed between bouts.) This representative has more tasks. He/she escorts his fencer to the fencing circle. Only (s)he can speak with the fencer and give him advice during time-out/break. (S)he bounds the green or white band to the fencer and set his gear. And (s)he and only (s)he is the official representative of the fencer during the bout, so (s)he can take remonstrations (or later ask video judging). (See more at **article 16**.)

<sup>7</sup> Signing with red flag. See later.



## 2. FENCING CIRCLE/FIELD AND GROUND

The fencing circle/field (can be square, hexagon or octagon as well, depends on local capacity) is that area where fencers are fighting. It's radius have to be between 3-4 metres. Later it may will be made by hard puzzle-tatami, and the circle will be painted or glued (by adhesive tape) to tamami. But in the first years enough glue it to the floor of a gym by adhesive tape. Smaller competitions can be made in grass-covered ground (open-air), where angular fencing circle is more practical of course (and the fencing field can be formed by tent-pegs and ropes). Under the bout to leave the fencing circle is not allowed. (In the future may the circle will be filled by the logo of MHS - but it is only one plan of the future.)

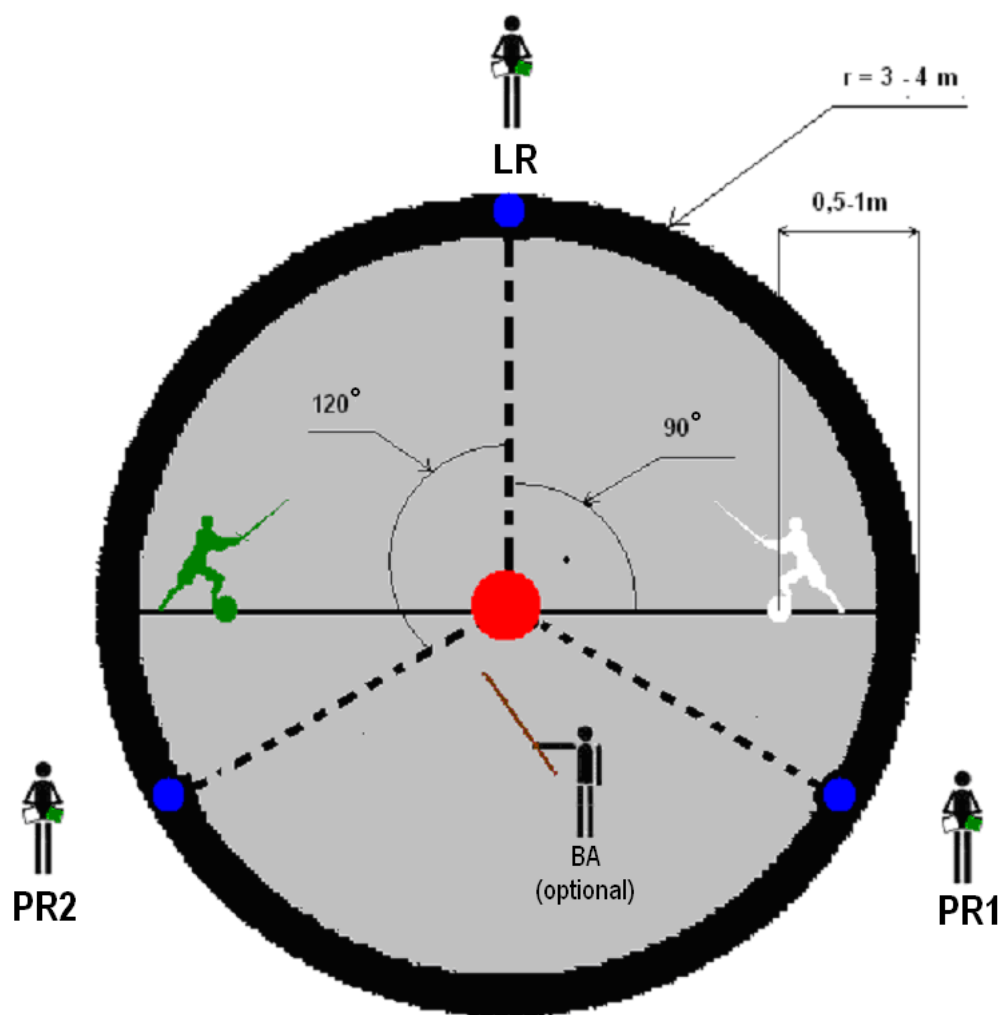


*Puzzle-tatami*



*Adhesive tape on gym floor.*

Some sections of the fencing circle have to be signed by distinct signs (painted dots or crossed pieces of adhesive tape in case of indoor competitions; small pieces of hard paper fixed by tent-peg in case of outdoor competitions). These sections are: the center of fencing field. The default (120-120 degrees) positions of three referees (they can move one big step distance right and left under actions). The default positions of two fencers (where they have to return at the beginning/end of all actions) - this position has 0,5-1 metres distance from periphery of circle. measured The white fencer standing at the left side of LR (see picture below).



CR



HTS

### **3. EQUIPMENT STANDARDS**

The equipment standards are revised by MHS's sport committee at the end of all years (in all type of arms), and will be published an updated version if necessary at the beginning of the (next) year.

#### ***3.1. Protective gear requirement for the temporary period***

See **Appendix II**. Elements and modells that will not fit the final standard are highlighted in red!

#### ***3.2. Initial directives for the final standard***

To publish this list at this period (before final standard is compulsory in all MHS competition) has more reasons. One of it to avoid unnecessary (double) spendings by serious fencers. In the future may some critical elements of standard (e.g. proper hand protection) will be discussed and published by more details, based on permanent developments and testings. The initial directives for the final standard can be seen at **Appendix III**.

#### ***3.3. Weapon requirements (feder)***

See **Appendix IV**.

## 4. REQUISITES OF ORGANIZERS<sup>8</sup>

The organizer have to make a "call cor competiton" based on these rules. Send it to all member groups of MHS and publish it at least via internet less 1 months before competition. Have to provide assistance for at least one fencing field. Have to provide proper gym (or grassy ground for smaller outdoor competitions; but in this case needs indoor changing possibility for bad weather conditions), seats (for assistants and audience/spectators), table (for assistance) and tools (marker table<sup>9</sup>, time measurer, red flag, 3 set of flags of referees, green and white bands for fencers, staff of BA if relevant, video recorder if possible, etc.). Have to provide medical support (the proper "level" prescribed by law, based on number of competitors) and "safety drink" (mostly mineral water). Have to get all necessary extra permission if relevant (e.g. local institutes/authorities). Have to provide full review of all weapons and gears before fencing bout(s) starts, and necessary tools for it (proper weighing-machine and other measurers). Have to make configure proper fencing circle/field. Have to provide papers, pens, printed "bout record", "statements of responsibility" and "confirmation letters from fencers club". Have to provide awards for ceremony of announcement of results. Have to plan (including timetable of event, order of fencers and referees) and control the event. Have to denominate one person who is responsible for competition. Have to provide proper, well prepared and experienced referees<sup>10</sup>, recognized by MHS (or charta groups).



1st comment: If the organizer is a member group (ergo a legal entity), still necessary one factual person who is responsible for competition. If the competition is part of a bigger (not MHS controlled) event (sponsored by other people/institutes), still necessary denominate one factual person from an MHS member group who is responsible for competition, and has authority to break/stop the competition anytime in case of any experienced anomaly / deficiency (for safety of fencers and audience).

2nd comment: The detailed accreditation of referees will be part an updated version of this document (or will be referred as a separate document or Appendix). To form it necessary collect and analyze as much experience from competitions as possible.

---

<sup>8</sup> Competitions can be organized by MHS itself, and by member groups of MHS (home competitions, etc.).

<sup>9</sup> Marker table of ping-pong can be modified simply, but home-made tables and digital methods (laptop, digital sport table, etc.) can be proper as wel.

<sup>10</sup> Education and license examination of MHS's referees is under construction.

## **5. TASKS OF REFEREES,** **TEMPORAL ORDER OF SIGNALS**

### **5.1. Procedure of fencing-bouts and scoring**

MHS is using strong LR system during competitions. It means LR has right and duty of final scoring (of an action/bout). The two PR's task is to help the work/decisions of LR. The first PR stands on the left side of LR, the second is on his right.<sup>11</sup> (The numbering of PRs helps the work of LR (and in some cases CR). In case of scoring LR looks from left to right to see signs of PRs - and of course it helps education process of judges as well. Suggested - but not mandatory - for PRs to scoring without looking for other PR, to prevent being affected by other PR's and LR's scoring signs! At the same time mandatory to PRs scoring with flags (or may sentences - see later) under 3 seconds after stopping action.

Important, that PRs don't have to use "referee sentences" as scoring signs (see **article 12.** and **Appendix V.**), just if the call for competition contains it. (Because it is usually enough to help the final scoring of LR.) But they have to say "Stop" (and not just sign it with flags) in the case of bout/action is stopped by any referee. And they can use it if they want, mostly in case of bad visibility or noisy environment. (It is possible in outdoor competitions.) Or if it gives important, additional information for LR. In this case the PR have to say his/her referee sentence simultaneously with his flag sign. Because the PR have to show flags (and may use referee sentence) when LR is seeing for him/her (from left to right), so first the 1stPR can speaks, and just after the 2ndPR. After it the LR declares his final scoring (of actual action) by flag sign and referee sentences - because LR have to use referee sentences in every case! During a bout referees usually stand in base referee stance (folded or front crossed arms - see **Appendix V.**), holding green and white flags in hands. They stand outside of fencing circle, about half metres distance from periphery of it. The tree fererees stand 120 angles to each other, their original position is signed on the floor/ground. (See **picture of article 2.**) Referees can move during actions of course, about one-one big leap distance to right and left from their original position. And of course they can crouch, bend, etc., and changing hand positions if necessary.

---

<sup>11</sup> In case of using BA, (s)he is standing over against LR, and stretch out his/her hand (with staff) among fencers at the beginning and end of actions, or anytime the LR ask it to prevent needless injuries.

**Important!** Any referee (some PR or the LR) says "Stop!", (s)he has to sign it with flags as well (both hands going to air - see **article 12.** and **Appendix V.**), and the two other referee have to do the same (signing with flags and say "Stop") as quick as possible! So possible to prevent unnecessary hits and injuries e.g.! After stopping of action referees have to stand to "position of attention", and use flag scoring signs (and may referee sentences) from this position (see **article 12.** and **Appendix V.**).

The bout starts for LR's next sentences (and relevant flag signs): "Get ready!", and after one second: "Fight!" (see relevant flag signs at article **12.1.**).<sup>12</sup> The flag signs have to be showed by PRs as well! At the same time the HTS starts the relative<sup>13</sup> time measuring (and says - just in the start - the absolute time for CR, who writes it to Bout Record.) After all actions (and scoring) the LR do the same (same signs and sentences) to restart fencing. (After it the HTS says only the relative time to CR.) The fencers have to start fencing in all times (at the beginning of bout and actions) - to testify their knowledge and respect about historical fencing sources - from an authentic, historical longsword guard. Of course this guard can be chosen by the fencer himself/herself based on his own fencing style (and guards slightly can be modified/interpreted in a reasonable way). But under the fight fencers not bounded to use these historical longsword stances/guards. (Later these stances/guards may will be collected in a separate Appendix.) If a fencer don't start fencing from a historical position, and consciously using a frivolous, clowning guard, then he could be admonished by LR, or get point deduction for conscious irregularity by referees (after consulting - see later).

The bout stopped after any (PR or LR) referee says and signs: "Stop!".<sup>14</sup> This "Stop!" will be (because have to be) strengthened by two other referees's signs and sentences as soon as possible. (The flags would be go down to start scoring process if fencers really stopped the fight.) The HTS says actual relative time for CR, who write it to bout records. Of course used the rule of „protect yourself at all times”, it means the fencer have to defend himself/herself

---

<sup>12</sup> In case of using BA, (s)he pulls out his/her staff among fencers.

<sup>13</sup> Relative, because in the bout record the null point is the absolute (real world) time. But after it the HTS says only the bout's relative time to CR after all actions, and this relative time will be written to bout records, next to actual score (and type of score). And this relative (bout-)time will be shown at the timetable (monitor, etc.) under the bout, of course. The relative time measuring can be stopped by referee if relevant (see later) - in this case it is usually noted in bout record by CR. But normally the time measuring is permanent (aka "gross"-type), see **article 8.**

<sup>14</sup> In case of using BA, (s)he takes his/her staff among fencers, to separate them.

still any referee says: "Stop!"! After it forbidden to make any hit by fencers, or it will be punished by referees! (So start an after-blow after sentence of "Stop!" is forbidden. But to start before it is allowed of course - normally the fencer move quicker is a fighting situation as a referee in a pointing position.) Any referee can say "Stop!" to show (s)he could see valid hit (or the action have to be stopped for other reasons). After stopping the bout (action), first the 1stPR, and after the second PR signs with his/her flags (and if relevant using referee sentence), (s)he how judged the action. After it the LR has to show with flags and sentences<sup>15</sup> how (s)he judged/scored the action. The CR writes it to the bout record, and the HTS displays it on the scoring table. (And if necessary, (s)he sets up ur down the red flag - see about it **article 11.**) If the LR could see that the HTS makes any mistake (on scoring table or with red flag), he could sign it to correct it.

Important element of judging, that before final scoring (of an action) the LR can order consultation with referees. (But see the basic principles of judging at article **14.1.** These principles - including principle of the possibility of mistake - say that the continuity of a bout is very important and the LR has to order as less consultation as possible.) PRs can ask consultation as well (see later), but in this case the LR decides (s)he accept this asking or not. (In all consultation the LR has right to decide (s)he stops the relative time measuring or not - see later.)

## 5.2. Referee glossary

A magyar nyelvű versenyeken alkalmazott bírói terminusokat az **12. pont** és az **V. sz. melléklet** tartalmazza. Ha az adott versenyen nemzetközi vívók is vannak, akkor a használandó bírói terminusokhoz lásd még a **17. pontot**.

---

<sup>15</sup> (S)he has to use referee sentences every time!

## **6. Valid hits, scoring**

### **6.1. Valid attacks and scoring system**

- Possible to take valid hit by edge, point and flat of sword, on all parts of enemy's body - including hand. For valid hit the fencer can use the sword by one hand or two hand.

- A hit made by crossguard or pommel is not valid.<sup>16</sup> Willfull actions by these swordparts are punished by referees (by hint, score deduction or disqualification - see **article 9.**), but minor, unintentional glancing blows are not.

- Hand-to-hand combat and "grappling/wrestling at the sword"<sup>17</sup> is not permitted. Any hit made by not a sword can't be valid. Optional rules for smaller competitions can be seen at **articles 13. and 18.**

**6.1.1. Hitting for head and neck (higher wounding, higher blow):** For a hit/blow to head or neck the fencer can get 1 score, similar to a body hit. (The CR writes 1 point to relevant cell of bout record - G1 if green fencer got 1 point, W1 if white.) During red flag period have to use special rules, see **article 11.**

**6.1.2. Hitting for body and limbs:** Hitting for these parts the fencer get 1 score as well. (The CR writes 1 point to relevant cell of bout record - G1 if green fencer got 1 point, W1 if white.) Possible to get score for a valid hit on all parts of the body.

### **6.2. General requirements of a valid hit**

**6.2.1 Principle of willfulness:** Only willful hits are valid, unintentional, light glancing blows are not. In case of thrusting sword have to be bended, cuts have to be clear cuts. If can't be judged clear the willfulness of a hit, still important to be more then an impuissant glancing blow (bumped to enemy's protective gear) to get score for it.

**6.2.2. Principle of ignoring the protective equipment:<sup>18</sup>** A hit can be valid only if it touches/skim not only the protective gear (of the opponent), but referees judge that would

---

<sup>16</sup> Reasons of this restriction: These type of attacks to body would't be real effective in a real swordplay. And the same time to hit with these swordparts to a fencing mask is too dangerous for sport fencing.

<sup>17</sup> Alias "Ringen am Schwert".

<sup>18</sup> To understand it have to understand that these type of fencing and rules want to simulate armorless fencing -



touch the body of the opponent without gear as well. And so would make less bleeding wound. (To judge the seriousness of the suppositional wound is not task of referees.) The reason of it that sportfencing of MHS simulates armourless fencing („*Bloßfechten*”; „*sine armis*”)<sup>19</sup>.

### 6.3. Other, special situations

**6.3.1. *Disarming*:** No score or stop for disarming. The action continues for first valid hit.

**6.3.2. *Push-out (from fencing field)*:** Fencer get one score if his opponent leave the fencing circle or just step to the line of it - not important it's reason under an action! Is supposed every time that the fencer made it affected by opponent's tactic. (If the green fencer leaves fencing circle, one score to white fencer - WP1 to bout record.)

**6.3.3. *If there wasn't any valid hit (no score)*:** It the LR's final decision (may by PRs help) that there wasn't any clear hit, than no score for fencers. (0 to bout records.)

**6.3.4. *After-blow*:** In case of simple after-blow there is no score for fencers (0 to bout records, but on a special cell, because it is a different situation than simple no score situation.) Simple after-blow means: apart from red flag period. The rules of after-blow situations see **article 10.** Higher blow rules (of after-blows) during red-flag period are discussed at **article 11.** In this case an after-blow made by higher blow situation (aka during red flag period), the score (G1 or W1) have to be written to a separate cell (third sub-column on red flag situation columns.).

**6.3.5. *Fencer on the ground*:** There is no score for opponent's ground touching. The action is stopped as a fencer touch the ground not just by sole and may a knee, but with any other part of his/her body. But if a fencer touch the ground just to avoid a valid hit, than can get score penalty/deduction. See more at articles **13. and 9.**

---

with compromises of course. In this case a minor scratch on a gambeson is still not a wound. And modern protective gears have thickness, so a hit which touch only this gear (and wouldn't touch the body without gear), couldn't make any type of wound. If referees judged that any hit would touch the body without gears, than these rule is irrelevant! It is only about necessary thickness of modern protective gear, and nor about suppositional seriousness of a wound (in a simulated situation).

<sup>19</sup> These historical terms comes from german and italian fencing tradition - based on teachings of Johannes Liechtenauer, Fiore dei Liberi, and other masters.

**6.3.6. Double:** These type of hits and special situations - including starting of red flag period, higher blow rules of doubles of this period, etc. - are discussed at **article 11.**

**6.3.7. Not possible to scoring an action (can not be judged unequivocally, no decision):** If the LR can't make clear decision (nor by help of PRs), then so score for fencers (and an X to bout records). May see optional rules for minor competitions at **article 18.1.** (the possibility of chivalrous judgement). Important to emphasize that 0 score for fencers (aka clear no score - see article **6.3.3.**) is a clear decision situation.<sup>20</sup> Of course if LR can't see clear the situation, (s)he can lean on PRs signs or ask consultation. So "no decision" situation of LR is very rare. (See all referee principles at **article 14.1.** to understand method of judging.)

---

<sup>20</sup> Important to separate these situations for improvement oriented statistic-, and remonstrations reasons.

## **7. Aim of a fencing bout**

To achieve 5 points by fair fencing under fencing time. To avoid go under 0 points or disqualification. To achieve more points as the opponent and keep this advantage. To take the first valid hit (for point) in case of extra time (**ad 8.3.**).

## **8. ABOUT FENCING TIME**

**8.1 Gross (aka permanent), relative time measurement:** The gross time period of a bout is between 3-5 minutes, the actual call for competition has to determine it. The CR takes a note to bout records when the bout starts (real world time, aka absolute time).<sup>21</sup> Then the HTS starts the clock and from that the relative time will be measured, using a stopwatch. Upon each action taken (after the first "Stop!" has been declared by the referee because of a hit, a penalty or an adjustment of equipment) the HTS indicates the actual relative time to the CR, namely tells when the action happened during the bout (in which minute and second), and the CR writes it to the proper cell (of bout records), along with the nature of the action. The HTS doesn't stop the bout clock during scoring process or minor adjustments of equipments, unless the LR instructs him/her to do so - in which case it must be recorded in the bout records by CR, along with the reason of it. Therefore not net time of fencing is measured, but the full bouting time, called the relative gross time. May HTS could sign to fencers with a small bell or other - not disturbing but distinct sound - when only 30 seconds left from the bouting time, if HTS has a proper instrument for it and the "call for competition" contains it.

**8.2. Suspension of time measurement:** Only the LR is allowed to stop or suspend the relative time measurement, the PRs not permitted to do so (even if one fencer asks it, excepting vis major situations of course). The LR may do this only in reasonable cases, providing verbal explanations of it. (Minor adjustment of equipments may not necessarily belongs these.) These occasions must be recorded into bout records (additional notes to header of the cover page or as marked footnote located on the back page of records), indicating the duration and the cause of the suspension. A longer equipment adjustment, an injury, or a vis major situation<sup>22</sup> can be proper reasons for example, as well as LR's positive judgement of a fencer's time request. After restarting the gross time measurement will be continued.

---

<sup>21</sup> E.g. 23.06.2015., 10:30 am. - the measurement should be started at the beginning (first second) of a minute. (So whole number of minutes can be used without seconds.)

<sup>22</sup> E.g. if the lamp went wrong in the fencing hall or the weapons became inappropriate for further fencing and it would take time to change them, or a piece of protective equipment could become dangerous after a hit, etc.

The fencer may indicate his/her request for time by rising his/her hand, by knocking or other ways, for example verbally. The LR is not always obliged to take it into consideration, except when the fencer's safety is presumably concerned. If the request is accepted, the LR will stop the bout and may suspend the time measurement as well. (But this suspension of time measurement is not obligatory.) If it turns out that the fencer asked for time just to gain dishonest advantage (for example he just wanted to gain some rest by adjusting his equipment without any real reason), then the LR can hint the fencer or after consulting with PRs, may use score deduction or even expel the fencer from the competition.

**8.3. Extra time and Sudden Death:** If there is no difference between scores (the result would be draw) and the fencing time is over and according to the competition criteria (published in the call for competition) the actual bout must have one obvious winner (e.g. fencing for podium finish positions or in case of single-elimination matches), then the LR orders extra time and during the rest of the bout the rule of "Sudden Death" will be used. It means that after restarting the HTS will measure furthermore the relative gross time (and CR notes actions normally to bout records) and the first valid hit wins - or a score deduction of a fencer can be used to finish the bout as well. (The fact of extra time also has to be recorded by the CR.) During the extra time period the rule of higher wounding will be repealed by all means (no red flag period at all) - to motivate fencers for clear, quality fencing and effective hits. Remonstrations rules of this period are the same as during normal fencing time, see **article 16.**

## **9. INFRINGEMENTS, SCORE DEDUCTIONS, DISQUALIFICATIONS**

The LR is permitted to make score deduction penalties and disqualification, but LR must discuss it with the PRs (consultation) every time. So the penalty decision is always a mutual judicial decision. (See rare exception at **article 9.3.1.**) During these kind of consultations votes of three referees are equal. It means, if at least two of them agree to give same penalty, the LR must accept and announce this decision. In case one of one referee decided to disqualify a fencer while the other referee would give "just" a score penalty, then the LR has to give a score deduction (the lower penalty) at least. As written earlier, not just LR, but PRs can ask/suggest consultation as well, with the proper signals (flags crossed above the head - see **article 12.** and **Appendix V.**). The LR have to accept a PR's request for consultation, except only especially reasonable cases (e.g. lack of fencing time), but highly recommended to consider it. In case both PR indicates it, LR has to accept it! In case LR indicates it, then he should also say (not just to show): "Consultation!", and so the two PRs would come to him/her (and this would be recorded to bout recors as well). It is important that the time measurement does not need to be stopped automatically during consultation, just if LR says it! If LR accept consultation asking of one PR, then LR should show the sign of consultation as well (and say "Consultation!") - and after it everything goes same as if he would had asked it. The result of the consultation is announced by the LR.

### **9.1 Reasons and scales of penalties**

**9.1.1. Score deductions:** One score can be deducted for infringement. Including: extreme complain of a fencer, rude language, insulting the opponent during the action. (The CR puts a letter V<sup>23</sup> into the proper cell, e.g. WV-1.) Unsportsmanlike conduct (or unfair behaviour) is another case. (The CR puts a letter U into the proper heading, e.g. WU-1.) Following actions are especially unsportsmanlike:

- (a) grabbing the opponent's mask;
- (b) the unnecessary rudeness and violence;
- (c) intentional hit after the "Stop!" command;
- (d) intentional false time request;

---

<sup>23</sup> For verbalism.

(e) hit by hands or a kick (see **article 13**. - except when permitted by the actual smaller competition's rules - based on **article 18**. - and of course it is published in the call for competition.)

(f) grappling-like and other actions (leg wheel, tumbling, etc.) that result taking down the opponent to the ground (except when permitted by minor competition's rules - see detailed in **article 13. and 18.**)

(g) if a fencer requested time without reason;

(h) if one of the fencers get on the ground intentionally, in order to avoid to be scored (see **article 13.3.**);

But Minor, unintentional glancing blows with crossguard or pommel won't cause score deduction.

### ***9.1.2. Disqualification for extreme infringement:***

Repeated infringement within a bout can cause disqualification and so losing the bout at the same time. If a fencer makes three minor infringements in a bout, must be expelled by all means. Must be punished with disqualification:

(a) clear, intentional pommel or crosspiece attack against the head/mask because of its danger;

(b) extreme violence in case of kicking and hitting, especially when the lower arm, the elbow or knee is used.

(c) very rude and very insulting language using against the opponent fencer or the referees.

And extremely serious method of (especially repeated) actions written in **article 9.1.1.** can cause disqualification even at the first infringement as well.

## **9.2. Penalty signals of the LR (leader referee)**

- If the LR decides to give a penalty (after consultation), then (s)he has to point distinctly with the relevant (coloured) flag to the punished fencer (in shoulder level), while the other flag points towards the ground before LR. Then LR has to rise the flag above his head and backward (swinging his arm up-and-down) and next he should say loudly: "One score penalty for (the) Green/White (fencer)! For unsporting behavior / for ruleless (prohibited) action / for excessive complaining."

- If the LR decides disqualification after consultation, first he points with the relevant flag to the fencer (holding the other flag towards the ground before LR), and after stretch his

hand horizontally and pull it back three times (3 swings) - symbolically "drives out" the fencer from the fencing circle. During this LR says: "The Green/White (fencer) is disqualified! For multiple infringements / other reasons!". In this case the winner of the bout is the other fencer, regardless of previous score results.

### **9.3. Supplementary judicial rules**

**9.3.1. About the possibility of posterior, supplementary penalty:** Special case and it must be managed separately when a fencer is using an extremely bad language or has a particularly insulting remark **after** the announced judgement of an action. In this case the LR has an exceptional right to give this complaining fencer additionally a 1 score deduction without consulting with the referees in order to restore the dignity of judges and to keep the continuity of bout. (Of course LR has right to consult with PRs in this situations as well, if he wants.) This judgement has to be recorded in the appropriate cell of records and must be indicated whether it was the result of an independent LR decision or not.

Of course may happen that only a PR notices an after-action complaint and the LR not. In this case PR can ask consultation on normal way, and everything happens by same method (as normal consultations). (This judgement about this must be recorded to a separate line/cell as well.)

Important: The LR is obliged to make consultation with the PRs in case of supplementary penalty if this 1 score deduction would result end of the bout. (Or because it is the fencer's third infringement, or because the fencer has already 0 score before it). Furthermore, the LR is also required to have a consultation if (s)he wants to give disqualification penalty as answer for posterior complaint.

**9.3.2. About the inviolability of the final result:** When the LR announces the final result, after discussing the posterior remonstrations (see **article 16.**), nobody can modify the result by any reason.



## **10. THE RULES OF THE AFTER-BLOW**

In this regulation the judgement and scoring of after-blows are intentionally differ from usual method. We divide after-blows from double hits based on our own modern interpretation of the conception of "tempo" (described below), which is part of MHS's training of referees. (So our conception of tempo is not the same as used in olympic fencing sports, but its origin derives from the very same historical roots.)

### **10.1 Definition of "tempo"**

A tempo is an unit of movement - from the beginning to its end. If the fencer intentionally breaks the movement (and starts an other), then (s)he passes into a new tempo and has closed his previous one.<sup>24</sup> We can talk about a full tempo-delay when the fencer starts a new phase of movement after having been hit. If (s)he succesfully his/her opponent this way, it is an after-blow. There is a half-tempo delay when before the - already started - successful attack of fencer's opponent arrives, the fencer starts his own counter-attack. We can call it a half-tempo delay but essentially it is a valid hit in the same tempo, so will be judged double hit. (It can be called double-hit because both fencers wounded each other without an obvious tempo-delay.)<sup>25</sup>

So we talk about double hit if both fencers started his/her attack (and take valid hit) in the same tempo, and not as a reaction for opponent's attack. (So fencers were not enough

---

<sup>24</sup> E.g. in the Liechtenauer tradition there is a technique called „abschneiden“, or shearing with a sword, that is used mostly at close-quarter fighting and is basically a two-tempo technique from this point of view.

<sup>25</sup> So not used the modern olympic fencing coception/term of "right to attack" in this interpretation. Some examples: if the first fencer runs into the sword of the second fencer when he is just standing like the donkey of Balaam (and the first fencer doesn't make any valid hit), the second one will get the score, regardless of (s)he get by his own intention the fencing advantage, because in our rules there isn't any meaning of "fencing advantage". We simply don't use the term "advantage". (If the same happens but the first fencer can make a hit too - that is a double hit. If the first fencer first "killed" himself by running into opponent's sword, but can make a hit afterwards under one tempo - it would be an after-blow.) The reason of making distinction between double hits and after-blows (and their penalties) in this regulation is simple. We want to motivate fencers to use calculated and intentional hits. We would like to prevent mindless and savage attacks without any fencing technique, on the safety of protective gear. Beacuse in protective gear fencers usually don't "fear" from attacks, and forget about proper defense, disregarding that doubles would be serious mistakes in real fencing, causing severe injuries or death of both sides in a real duelling situation.

careful to prevent the opponent's attack.) If a fencer take a valid hit as reaction to the opponent's attack (ergo breaks his/her own movement or movelessness waiting), it can be an after-blow because - in case of only one tempo delay. It is also an after-blow if the second fencer wants to defend the first's attack, but it is unsuccessful so he strikes back later, this time successfully. (In one movement-phase.) At the same time we call double when the second fencer, reacting instinctively try to defend the first fencer's attack but instead of this (s)he accidentally/by luck strikes strongly the first fencer (not with a weak glancing blow) - from other point of view the first fencer ran into it. (Please, do not confuse this situation with "principle of willfulness", which aim is to filter simple glancing blows and motivate fencers to use real fencing techniques.)

## 10.2. The exact rules of the after-blows

Any hit made/started after "Stop!" is not a valid hit, so we don't handle it as after-blow! The referees must disregard all these hits - except in case of penalties of course. This way we can filter many unreal and artificial after-blows which can be planned by fencers, who play only for no score. Can be filtered simply sword pushing too - which is easy to do in case of serious tallness-difference, but without power or "abschneiden" would be effectless in a real sword play. Of course if "abschneiden" happened/started before "Stop!", that would be considered valid hit as after blow. Important, that this is the only (special) wounding technique which needs two tempo (two phase movement), and still can be used as after blow.

Historically an after-blow is such a blow that was made with at least one tempo-delay in a real fight - meaning that during one tempo/movement a fencer can make a successful counter-attack. Of course this one movement can contain simultaneous/parallel feet and hand moving (e.g. including a jumping/lunge with striking). (The rare exception of a two-tempo technique is discussed above.) Basically after-blow situation means that the attacker made a successful hit/wound, but without taking care properly about his own defense. It is a fencing mistake (not as serious as double but still a mistake) in a real swordplay, which is modelled by our modern sport. As a result, there is no score in case of an after-blow. (It has to be written into the right cell of bout records.) May see optional rules applicable in smaller tournaments in **article 18**. (applying the principle of reality).

Nevertheless, when talking about feder fencing - due to the inclusion of red-flag period - we have to make distinction between so called "simple" after-blows (which are made outside the red-flag period, or "same-high" after-blows made during red flag period), and the

higher-wounding after-blows (higher after-blow situations during red flag period - see **articles 10.4. and 11.**).

### **10.3. Judicial sign of a simple after-blow**

If the referee judges the action as after-blow, (s)he has cross the two flags in 45 degree before his/her body, pointing them towards the floor, then (s)he should swing the flags twice. (The PR does it when LR look at him/her, and the LR when announces the result. PR may can use referee sentence: "After blow."; but LR has to use it.)

In case of an after-blow there isn't an obvious winner or loser of the action so there isn't score for any fencer. (Whoever makes the after-blow, (s)he just saves his/her mistake.) (But see the optional rules in **article 18.**, which can give more possibilities during smaller competitions, to create possibility of more careful judicial decisions, although these might be more debatable from the fencers's point of view.)

### **10.4. Judgement of after-blows during the "red-flag (up)" period**

During red flag up period (which starts after a double hit), the after-blows have to be judged with the same way as if they were doubles - so the rule of higher-wounding have to be used, discussed in **article 11.1.**

**Important!** See all the other details concerning this situation in the referred article!

## **11. THE RULES OF DOUBLE HITS**

In a real fight double-hits are unreal (as aims) and quite easily cause the death of both fencers. So their use is a fencing mistake. This regulation's aim is to decrease their frequency and score value in order to motivate the fencer for good fencing and good achievement. We also take the fact into consideration that the head and the neck are naturally special places during fencing.

### **11.1. Scoring of doubles**

#### ***(11.1.1.) While the red flag is not up***

In case of double-hits there are no scores given nor deducted. Still, in case of doubles TIJ rises a little red flag. At the same time, the CR writes into the proper cell that the red flag is up (RU). From now new rules will take effect until one of the fencers has reached an obvious score (including score deduction for infringements/etc.).

#### ***(11.1.2.) When the red flag is up - the rule of higher-wounding (higher blow)***

If another double-hit or after-blow (see **article 10.4**) happens while the red flag is up, the referee has to apply the rule of **higher-wounding**. It means that from now in case of double-hits or after-blows the scores will be given to the fencer who made his/her hit higher. There is a designated cell in the bout records where it has to be recorded. (E.g. if the Green fencer made a higher wound then G1 has to be written there). After it the CR must write into the following cell that the red flag is down: RD. (Explained at **article 11.1.3.**)

If the LR decides that same level doubles happened, then there is a specially designated cell in the bout records for this event and CR has to write D0 to it - and the score value of this action was 0. (And the red flag remains up.) Likewise if there is a same level after-blow, then it counts as a simple after-blow (see **article 10.**), its score value is 0 as well (and 0 score must be written into the simple after-blow cell), and the red flag also remains up.

**It is important to clarify that the higher- or lower-wounding is not measured in cms nor inches. Only the hit on the head (or neck) counts as a higher-wounding.** If someone hits the body and his opponent hits his/her leg, these hits are totally equal according to the rule. And following situations are necessarily equal valued hits according to the rule (after these actions the red flag stays up):

- (a) double hits on the head (if both fencers hit each other's head);
- (b) double hits for not head (when neither fencer hit a head);
- (c) if the first attacker hits a head and so does the one who hits an after-blow;
- (d) if the first attacker hits only the body but the one who hits the after-blow hits the head - because in this case the second fencer just "saved" the hit of the first wounder, his/her hit to the head was just a re-action (so (s)he cannot get a score for higher-wounding).

While the red flag is up many one-level, 0-score hits (after-blows, doubles) can happen (of course in case of these actions the bout is stopped for scoring as well - but after scoring process the red flag remains up). Furthermore, the red flag remains up after actions which cannot be judged (their sign is **X** in bout records) and also when the LR stops the bout for some reason, without score changing decision.

### ***(11.1.3.) When the scores are changing - the end of red flag period***

While there is a valid hit when the red flag is up (including cases of clear single hits and higher-wounding), or there is a score deduction - so in all such cases when the value of scores changes, the decision (and result) must be recorded into the appropriate cell of bout records, together with a sign (RD) that red flag has been removed, meaning that from now the **rule of higher-wounding** is not applicable (in case of doubles and after-blows). At the same time the HTS is lowering the red flag (or if it is possible he indicates it on the scoring board as well).

After this the bout is going on as usual (without special rules of red flag periods) until a new double happens. In this case the red flag rises again.

## **11.2. Basic referee signals of double hits**

In case of doubles the referee rises both flags aside to his shoulder. Referees use this signal when double happens outside of the red-flag period. (It doesn't matter which fencer hits where because the whole body represents a valid scoring area and the higher-wounding rule is not applicable outside the red-flag period). And this signal is used when a same level double (see article **11.1.2. (a), and (b)**) happens during the red-flag period See also **appendix V**.

### **11.3. Special referee signals in case of double-hits and after-blows to indicate the "higher wound" while the red flag is up**

In this case the referee holds vertically the flag of that fencer who made a higher wound, and holds horizontally the flag of the fencer who made a lower cut. The referee may tell verbally that the higher wound came from an after-blow or from a together-hit - but he is not obliged to do so. (It is not going to be recorded into the bout records.)

### **11.4. The HTS's (Hitcounter-Timemeasurer-Signer) score signal with the red flag**

After LR's appropriate decision the HTS is rising or lowering red flag with one of his hand. (And/or he is turning the red signal on the special scoring board.)

### **11.5. Additional sanctions**

Stricter and further sanctions for doubles are still being tested and developed by the MHS. Some part of this work is detailed in **article 18**.

## 12. SIGNALS OF REFEREES (LR, PRS) AND HTS

**12.1 Referee stance, base movements, base activities:** Referees' job is the judgement of actions. PRs help to LR in the proper judgement in the used strong LR system. In other words all of the actions' and fencing-bout's final judgement is made by the LR, and LR announce it. Referees sign their judgements on the one hand with flag signals, on the other hand indicate with referee sentences.

LR is bound to use referee sentences beside the flag signals. PRs also bound to use flag signals but they don't have to use the referee sentences - except if the call for competition contains it, and naturally in case of their „Stop” shout and alarm. It is because their flag signals are sufficient in the most case for helping the LR. However if the PR thinks reasonable to use referee sentences (e.g. because he is "covered" by the fencers for LR; or the visibility conditions are poor at outdoor event; or consider that it contains substantial additional information for LR compared to simple point marking in case of special actions; or the call for competition mandate it for the PR), then PR can use the referee sentences.

Referees are in *referee stance* in the beginning of the fencing-bout (and after all scoring process): small stride, folded (or wrists crossed) hands. During the fencing-bout (at actions as well) they can move one–one step distance free compared to their starting position, they can squat, etc.

Fencing-bout – and after that every "action" - starting with LR's „Get Ready!"; and then „Fight!" command. During the „Get Ready!" command LR is raising both flag over his head with drawn hands. At „Fight!" command both flag spectacularly (i.e. fast) swings down beside him to the ground. (Help with the clear indications to the fencers those who are maybe not hear clearly in the helmet. See also at **Appendix V.**) Therefore the LR pick up the referee stance after this (folded or wrists crossed hands).

All referee is entitled to shout and indicate „Stop!" if (s)he see a hit. **Important!** When any referee shout „Stop!", (s)he has to indicate also with flags (both hands vertically extended), and all referee has to follow his/her flag-sign – thus facilitating the fencers' sure inform about the action must be stopped, to help to prevent the possible injuries of fencers! After the action stopped the referees are standing at (position of) attention and scored from this position and clearly indicates with flags.

So when the fencing-bout is really stopped (there is no any action on the fencing circle), the two PR is standing at attention (and possibly look at the ground that the judgement of other referee is not effect on him), and indicates with flag his/her judgement within three seconds (and look to the LR after this). At look upon of LR at first the left side standing (heart-side) 1. PR, then the 2. PR can (could) speak the referee sentence. (It can help at the LR's final judgement). This order make easier the LR's job. Then the LR indicates with flags and referee sentence the final judgement. (It is registered to bout records.)

It should be noted that, in exceptional cases, when to „Stop!” referee command some of fencer does not stop, because (s)he probably could not hear well the command (and there is no available fencing-bout helper for fight intervention), then proposed to repeat more times the „Stop!” command. Meaning of referees' raised flags (which is basically the signal of „Get Ready!”) in this case about: „Every action/technic have to suspend/stop immediately!”

**12.2. Signal of referee judgement "there was no (appreciable) hit":** If there was no hit according to the referee, both flag crossed in front of him/her at 45 degrees to the ground, and not moving. Then (s)he says: „Nothing, 0 points!”

**12.3. Referee signal of "normal" after-blow:** If there was normal after-blow according to the referee (see explanation at **article 10.**), then (s)he crosses both flag in front of him/her at 45degrees to the ground (this is the same with the **12.2** signal yet) then twice spectacularly and fast wave the flags in front of him/her, and says: „After-blow, 0 points”.

**12.4. Clear, 1 point hit signal:** If according to the referee Green or White marked fencer has made hit, then the corresponding side's flag<sup>26</sup> is raised to shoulder height (other is left to hang to the ground), and referee says: „Green/White 1 point!” Important that they (i.e. referees) do not say the area of the hit or other things – so they avoid to getting into the details.

**12.5. Push-out signal:** If the referee saw that Green or White marked fencer step on the line of the fencing circle or step out from it, then (s)he gives point for the other fencer (as pusher to out). Thus the correct side flag is raised to shoulder height (other is left to hang to

---

<sup>26</sup> I.e. corresponding coloured flag.



the ground), and referee says: „ Green/White 1 point, Push-out!”. At the judgement the referee does not consider that the fencer inadvertently or otherwise stepped on to the line.

**12.6. Base signal of double hit (see article 11.2.):** Referee rise both flag to shoulder height. So referees use this signal when the double hit was out of red flag period (regardless that which fencer where made a hit, because the whole body surface is result area and the higher wounding rule is not worth out of red flag period); or in the red flag period there is a same level double hit (see 11.1.2. (a), and (b)).

**12.7. Special referee signal at "red flag up" period in case of „higher wound” (double hit and after-blow) (see article 11.3.):** In this case referee keep the higher wound-hitter’s flag vertically and lower wound-hitter’s flag horizontally. Referee may communicate orally that according his/her opinion the higher wound come from After-blow or Double hit – but it is not required. (For the bout records it is not recorded).

#### **12.8. HTS's signals with red flag**

HTS raises and drops off the red flag with one hand according to the LR's final judgement. And/or turns out or back the red signal on the special marker table which is designed for this.

**12.9. Referee judgement signal at „Fencing-bout can not be judged unequivocally”:** If the PR can not judge the hit unequivocally (from the given angle (s)he couldn't see well, or very unsure in the judgement – which can happen with one-one referee because of the 360° positioning), then both hands crossed behind his/her back and say: „Blind!” Worthy to pick up here, that at the PRs's training have to be regulation – because their object is the helping of LR’s job – that they make decision (just) in that case when they saw the action clearly. (See this at "*principle of subsidiarity*" in **article 14.1.**) However the LR can make judgement if he doesn’t see clearly the action because PRs's judgements helps him/her! (See this at **article 14.1.** as the "*principle of LR consideration*".) In addition in **article 14.1.** according to the "*principle of the strong Leader Referee*" the LR specifically have to try to make "exact" judgement, so avoid as much as possible the type of „can not judged unequivocally” judgements. (This is why the LR is protected by the "*principle of Referee fallibility*" in **article 14.1.**)

LR in this exceptional cases does not say that „*Blind!*”, but say „*No Decision!*”- then both hands crossed behind his/her back and this is recorded (to bout records). (Of course, before taking such a final judgement LR has got authority to consult with LRs, but (s)he must to take into account that the maintaining of continuity of fencing-bout his/her responsibility as well – see for it the relevant principles in **article 14.1.** too!)

**12.10. Announce of Final Score (result of a bout):** At Final Score announce LR point out to the winner fencer with the winner’s flag at shoulder height, with straight arm, other flag is hided behind his/her back and audibly saying: „The winner is the Green/White fencer, the scores are...” And then raise the flag above his/her head.

### **12.11. Fouls (alias infringements)**

*(12.11.1.) About the mandatory consultation:* LR have to consult with PRs before any punishment. (See the exceptions at articles **12.11.4** and **9.3.2.** - the cases of additional punishment.) Because of the strong LR system the PRs not indicate separately the fouls. But they indicate, that they ask for consultation from the LR - who will decide that accept the consultation asking or not. Where appropriate LR not has to take the consultation (e.g. lack of time), but it is strongly recommended for him/her. If two PR collectively ask for it, then LR has to accept it. If LR (himself/herself) see reasonable it, indicate it and say (order): „Consultation!”, and the two PR is going to him/her (it is recorded also.) If LR accept the request for consultation of PR (or PRs), then it all goes from here, as if he/she had already ordered (i.e. indicate and say: „Consultation!”). Final decision of consultation is published by LR – about the decision making process see **articles 9., and 12.11.3.**

*(12.11.2.) Signals of discussion’s (consultation) ordainment and request:* Crossed flags over the head + if necessary (in case when the action is still on going), the usual „Stop!” shouting. LR’s consultation ordainment signal: Crossed flags over the head + „Consultation!” referee sentence.

*(12.11.3.) Process of consultation taking and announcing of penalty:* During the consultation all referee’s word is equal. So if at least two referee see same penalty to reasonable during the consultation, LR has to announce it. And if one of referee judge for point penalty, and other judge for disqualification for the same fencer, LR has to give point penalty at least. (See it at **article 9.**) LR has to consultate with PRs almost at all penalty – see the exceptions at **article 9.3.1.** Penalty is announced (in all case) by the LR, when all referee

returned (after consultation) for his/her basic position after the consultation. In the following ways:

- If the referee council see justified 1 point penalty after the consultation, then LR sturdily point out with the right/relevant colored flag at shoulder height to the fencer (other flag is kept to the ground in front of him/her), and raise over his/her head once and back (1 vertical wave) as well as audibly say: „Green/White foul!”. (One point deduction is recorded to bout records.)
- If the referee council see justified disqualification after the consultation, then LR loudly say: „Green/White fencer is disqualified!” (referee sentence) and point out with the right/relevant flag to the guilty fencer (other flag is kept to the ground in front of him/her) – and stretch out and back his/her hand to the side horizontally three times (3 horizontal flutter) and „bundle off” the fencer from the fencing circle.

**(12.11.4.) Signal of penalty-supplement:** If LR has to apply supplemented penalty which is detailed in **article 9.3.1.** (when against a published fencing-bout judgement – so after this – there is a rude, indignant, insulting „quip” from the fencer), then instead of (re-)starting of fencing-bout, the LR say: "Supplemental penalty!", and the judgement explained shortly, concise, verbally. Referee signal of it is the same then normal referee penalty signal.

### **12.12. Signal of consultation request**

LR has got authority at any time – not just at penalties which are detailed at **articles 9. and 12.11.** – asking verbal consultation from other referees. LR’s consultation asking signal is here also: Crossed flags over the head + „Consultation!” referee sentence. If the consultation is not because of foul negatiation (**see at article 12.11.**), then during the consultation LR’s decision is the crucial. However while the LR can allways ask for consultation from the other referees (not just in case of fouls), but it is recommended only in exceptionally justified case, because need to take into account the "principle of continuity of fencing-bout" and "referee fallibility" too (**see articles 14.1.**).

### **12.13. Other Leader Referee duties where no special signals required**

The Leader referee’s special responsibility (beside actions’ final judgement making and obvious signaling and already reviewed duties) is the calling of fencers to the fencing

circle. Maintaining of referee prestige. Care of fencers's physical integrity as possible. To keep the smooth and regularity fencing-bout. Checking of fencers' equipments and arms (it is shared task with PRs actually). (About examinations of arms or protective equipments where examination is need measuring tool, suggested to do it earlier by organizers. But if it is not done, even then it can be done.) His/her duty and authority to signal and correct of HTS' mistakes (with the suspension of the relative time measuring during it as well). A key principle, when the Leader referee publishing the final score, after discussion of any remonstrations the results could not be changed by anyone or with any reason. (**Ad.9.3.2.**)

LR can warn the fencer. Can warn representative of fencer for verbal reclamation or for unsportmanlike intonation, moreover (s)he can send him/her out from the room, according to the intonation and the possible repeated reclamation. But if the representative's shouts (not necessarily only for reclamations) repeatedly disturb the conduction of fencing-bout, LR can do it also. Signal of representative's sending out is the same with the disqualification's signal and need to add short verbal justification by LR. This movement is not required a referee consultation, LR decide him-/herself in this question.

See even the Summary of systematized referee signals, including pictograms at **Appendix V.**

## 13. RULES OF GRAPPLING AND GRABBING THE SWORD

The sport of longsword fencing – following the teachings of surviving medieval and renaissance fencing and dueling codexes – primarily teaches and prefer fighting techniques (attacks, defenses, hits, etc.) with sword, and grappling/wrestling at the sword (primarily aimed thrusts and pressure on the body parts of the opponent). But the feder fencing (in contrast with nylon fencing) does not favor hits-kicks (and wrestling) aimed at the body and head by hand, elbow, lower arm and feet, due to hazardous/dangerous nature, and difficulty of controlling. In Feder fencing it is an additional limiting factor that in the case of an in-door competition, the floor of the gym is easily damaged in the case of the fall of a metal weapon. And the protective gear does not necessarily protect against fencer's falling to a falled weapon (especially to feder's ring). The following rules had been developed by taking all of the above reasons into account. It is expected that in the future significant changes will happen in this part/chapter of rules.

Thus, the chapter first reviews what is prohibited to the fencer when (s)he want perform a technique without a sword, or with sword and body (**article 13.1**). Second, what is free to do in this case (**article 13.2**). Thereafter comes the rules of ground fighting and rules of disarming (**article 13.3**). Finally, the supplemental rules of outside competitions (**article 13.4**).

### **13.1 Prohibited actions**

During indoor tournaments (held in a gym) all kinds of kicking and hitting (including tactical pushing kicks and treading on the sword for disarming), joint-locking, body-to-body fighting are prohibited. The following are also not allowed: any body-to-body contact that is longer than 2 seconds; grabbing the mask of the opponent; twisting/grabbing the neck (or grabbing any body part); foot sweeping; bare-handed fighting; wrestling; ground fighting.

The action must be stopped if one of the fencers has 2 separate body parts (over his/her feet) touching the ground simultaneously (on tactical kneeling the shin and the knee counts as one body part, but if the palm touches the ground too e.g., that's two). Judging and stopping the action is permitted to any referee.

### 13.2 Allowed actions

Body-to-body contact that is not longer than 2 seconds is allowed. So it is also allowed to push with body, palm or shoulder, if it is less than 2 seconds. After 2 seconds the action will be stopped by the referees!

It is permitted to grab the opponent's sword. (A strong hit cannot be blocked with palm - that will result a point - but a blade that is moving away or that is already blocked with sword can be grabbed<sup>27</sup>.) During this a valid hit on the opponent is possible with holding the sword in one hand. (Pushing kick and treading to the sword is only allowed on outdoor tournaments - see **article 13.4.**)

### 13.3. Falling to the ground and disarming

If one fencer falls to the ground, the action/fencing is stopped. However if the fencer lost his/her weapon and only wants to avoid being hit and kneels down (instead of e.g. moving out of the circle) then the referees can judge it a unsportmanlike action and a point can be deducted from the fencer after consultation (see **article 9.1.1. (h)**). All type of ground fighting is prohibited of course!

Disarming itself is not awarded by a point, only the first valid hit. Therefore if one of the fencers lose the sword the action will not be stopped. (Since "theoretically" the weapon may can be reseized). In this case the fencer still holding a weapon is obliged to making score only with light hit! (Otherwise this can be judged as intentional brutality and will result penalty!) The fencer who lost the weapon can step outside the circle thus giving the opponent a point (and avoiding the possibility of an injury) and so stopping the action.

Disarming with sword or by hand is allowed (it will not result penalty), but this action itself is not awarded by point. Treading to the sword is only allowed in outdoor tournaments (see **article 13.4.**).

---

<sup>27</sup> Lots of historical techniques are based on it.

### **13.4 Rules for outdoor tournaments, on a grassy terrain**

In case of an outdoor tournament that is not held on grassy terrain, all rules are applied the same way as is would be indoor tournament! But if the terrain is grassy, then some techniques are allowed since the floor does not need to be protected.

One of these allowed actions is the pushing kick, that does not result score, but can be a great tactical technique. (However this kick cannot be aimed at the knee, thigh, groin or the side of the body; can only be applied on the body as a frontal attack - otherwise it will result a penalty.) It is allowed treading to the sword for disarming. The allowed duration of body-to-body contact can be lengthened to 3 seconds (in call for competition), but this is only optional.

## 14. SUMMARY OF THE PARTICULARLY IMPORTANT PRINCIPLES, RULES

### 14.1. Mandatory principles

- *Principle of continuity (ad 5.1.):* As long as the referee did not say 'Stop!', the fight continues. Lent from boxing: "Protect yourself at all times!"

- *Principle of willfulness: (ad 6.2.1.):* The hit is only valid if it is not a weak or accidental strike. But it is an intentional blow, thrust (the bending of the sword is visible), cut, or even if the action is not entirely intentional, but it is more than an unintentional glancing blow.

- *Principle of ignoring the protective gear (ad 6.2.2.):* Those hits are not valid that although reach the protective equipment, but - based on the judgement of the referee - would not reach (or wound) the fencer without the gear. Namely it would not cause a bleeding wound. (However the judgement of the imaginary wound is not the task of the referees.) The reason for this is that MHS is simulating unarmored fighting/fencing („*Bloßfechten*”; „*sine armis*”)<sup>28</sup>.

- *Principle of subsidiarity (ad 12.9.):* Considering that the 3 referees are able to see the whole fencing field, but due to the 120 view angle it is very common that one of the referees cannot see the action properly (the fencers are in-line with him/her), so the PRs have to be trained that they only signal the "value/score" of hit if they can clearly judge it (properly). Otherwise they wrongly influence the right judgement of the LR and the fairness of the round. (So it is not shameful to admit they did cannot judge the situation and telling 'Blind!'.)

- *Principle of the strong LR (ad 5.1, 12.1.):* The final decision after each fencing action is the responsibility of the LR. Except for certain cases (irregularity, disqualifying) LR is not forced to consult with the PRs, or take the PRs judgement into account - if (s)he saw the fencing bout for certain/clear. **However the LR (contrary to the PBs) is strongly urged to avoid the decision of 'I cannot judge it.'** ('No decision' referee sentence.) This is the reason that the LR has the PRs as (supplemental) helping assistants (in case the LB did not see the action or is uncertain) who can signal and communicate in oral (consultation and referee sentences). However the LR can ask for consultation at anytime (not only on the event of irregularities), is is strongly suggested the LR only does this on a justifiable occasion for the holding of the continuity of the fight (considering the following "principle of the fallibility" of the referees).

- *Principle of fallibility (ad 9.3.2.):* However the probability of a judgement error of the referee can be reduced by specialized training, rule instructions, fencing/judging experience and

---

<sup>28</sup> The former term can be connected to Johannes Liechtenauer from a medieval German fencing tradition; the latter is connected to Fiore dei Liberi and Italian fencing tradition.



"routine", but it cannot be full removed. Using a video referee is planned (asking video judging would be available for each fencing representative on limited times - **see article 16.**), but this still cannot exclude fully the probability of a judging mistake/error! This fact have to be realized and accepted. Therefore the reason/base of a remonstrations (in our rules, at this time) cannot be an erroneous judgement of an action/technique (except in case of rare video judging).

- **Principle of limited historicity (see e.g. article 5.1.):** We do not intend to simulate the historically/formerly existed sport-like fighting simulations (tournament- and practising- purposed historical rules), which was created in renaissance area to simulate real duels. In this case we would make sub-simulation. Our rules want to simulate real (historical) duels (swordfencing) themselves. Since the vast distance in time, culture and "acceptable" dangerousness we need to have some compromises<sup>29</sup>. It have to be realized and accepted. Today the simulation can be much more safer than in medieval times, so in a lot of cases the routines of the (similar) historical simulations are not relevant in a modern sport. In other occasions a higher level of caution is necessary - because today it is not acceptable e.g. that an athlete is in danger of constant (may lethal) injuries just because (s)he choosed a traditional sport (e.g. longsword fencing) in modern times.

It is also the part of this principle - as respect of the traditions - that MHS encourages the fencers to get to know the European fencing traditions. (This is mostly the responsibility of the MHS's members (sport societies) and the coaches). One form of this encouragement that we except from the fencers to start fencing all cases from one of the traditional longsword guard positions (from a historical fencing school/tradition). So they have to use/get traditional starting position during the 'Get ready!' command. And they have to salute (with sword) each other before and after the fencing bout. But any action taken afterwards is based on free will of the fencers - within the rules of course. (So can be develop and practise real martial art heritage in modern sport situation.)

- **Principle of the 'Stop!' referee command (ad 10.2; see also articles 5.1; 12.1.):** As it has been stated in the 'after blow' section, after the 'Stop!' command (of any referee) no further strikes can be considered valid by any of the referees! (And each referee has to make decision to considering it.) Not even if the strike was initiated on time, but the contact only happened after the command, and it would have influence the outcome of the action/bout in a real combat situation. So this principle is not only valid during after blows, but a general principle! (This rule takes into account that the moving signal and articulation of "Stop!" sentence of a referee is usually slower than a fencing movement of a fencer in combat situation.)

- **Principle of the first strike:** similarly to the principle of 'Stop!', after the first valid hit no further strikes score a point - except the special case of after blow. Not even if the 'Stop!' command was initiated late. So a counter technique that albeit was executed properly, but with more than one

---

<sup>29</sup> We do not want to train merciless psychopaths and killers - even though there were actually psychopathic and brutal fencing masters.

tempo delay (after the first hit), will not be scored. In a real combat situation this could be relevant, but the expectations of a modern sport make this restriction necessary. This is in fact one of the compromises mentioned in the "principle of limited historicity".

- **Principle of sportmanship:** The quality of the fencers's equipments must be equal. To achieve this there is an appendix in this document as well (see **Appendix II-IV**). This appendix is annually revised and contains exact limitations and requirements. The standard regulate protective gears and weapons. Otherwise the fencing bout (duel) would not be based on equal conditions, and would not match to idea of fair play and spirit of sportsmanship. (Equivalent equipments.)

- **Principle of consideration (ad 6.3.3., 6.3.7., 12.9.):** If the LR couldn't see the action decisively/clear and the two PRs share same opinion, or at least they both would give score (may for different action) for the same fencer, then the LR is advised to listen to the PRs's judgement and avoid say 'No decision'.<sup>30</sup> Of course it is not the same situation, as when the LR say "No decision" because (s)he has a different opinion as the PRs, and want to avoid scoring mistake.

- **Principle of irreversibility of the final judgement (ad 9.3.2.):** When the LR announces the final score/result, after the discussion of the remonstrations (see **article 16.**) the result cannot be modified by anyone or by any reason.

#### **14.2. Optional principles that can be applied on smaller (minor) tournaments but not on national tournaments or qualifiers**

The 'principle of reality' and 'principle of adequate force' can be seen at **articles 18.1 and 18.2.**

Other optional rules that can be applied (and combined) on smaller tournaments are collected in **article 18** as well.

---

<sup>30</sup> In case the PRs do not agree on the hit area, only the fencer, then the lower point should be scored. But in feder fencing differentiated pointing system can be used only in minor competitions - see optional rules at **article 18.**

## 15. REVIEW OF THE FULL FENCING BOUT

### AS A SUMMARY

#### 15.1. Preparations

The referees (LR, PR1, PR2) and the assistance (HTS and CR at least, and maybe optionally a bout assistant or any other assistants who takes some of the responsibilities of the HTS) take their places. The LR calls fencers to the fencing field and PRs verify their equipments. The LR asks the representatives (one person per fencer) to bound coloured bands to fencers (knee, arm or headgear) and set their gears. (Later during the bout only the official representative of the fencer has right to take remonstrations or may ask video judging if possible at all). After this the fencers take their positions based on their colours - see detailed illustration of fencing field at **article 2**.

The CR – who is placed with the HTS at a table in opposite of the LR - records the relevant data of actual bout (see **article 5.1.**) to the 1st page of the bout records. Later on the details of the bout (events and time of these) will be recorded to next pages (see a sample copy of the bout records in **Appendix I.**).

#### 15.2. The start and the process of the fencing bout

The LR ask fencers, PRs and assistants about their readiness to the bout.<sup>31</sup> (After it HTS may warn LR five seconds before a whole minute<sup>32</sup> that the bout can start. But it is not necessary.) The bout start at the ‘Get ready... Fight!’ command of the LR (see **article 12.1.**). Then the HTS starts the relative time measuring (any referee’s ‘Stop!’ command stops the bout but not the time measuring!), and the CR notes the exact time of the start. Every action starts from a traditional guard position. The bout can be (based on actual call for competition) 3-5 minutes long. (In the case of single-elimination matches after draw extra time is given until the first valid hit - see **article 8.3.**). If any of the referees see a valid hit or irregularity, or finds any reason to do it - dangerous situation, broken sword, etc. -, (s)he can use the ‘Stop!’ command and signal it with flags (both hands above the head, with straight arms - this signal is repeated by other referees). By this command the bout stops. Then the referees sign about action. (The LR looks at the flags and listens to the PRs - see **Appendix V.** First to the PR on his/her left, then on his/her right, then LR makes the final decision.)

The final decision is made by the LR in all cases– see **articles 5., 12., 14.1.** The HTS tells the time on the first ‘Stop!’ command to the CR (the time measuring does not stop during the discussion

---

<sup>31</sup> "Referees are ready? Fencers are ready? Assistance is ready?"

<sup>32</sup> Because if possible the measurement should be started at the beginning (first second) of a minute. (So whole number of minutes can be used without seconds.)

of the referees) who notes this to bout records with the final decision (scoring) of the LR. (But in some situations other notes can be made as well.) The HTS sign the actual scores on the scoreboard - and if needed (**see article 11**) raises up or lowering the red flag as well. (If the LR finds faults in the HTS's work, (s)he alerts him/her.) The bout continues for the LR's 'Get ready... Fight!' command. This cycle will continue until the announcement of the (final scoring and) winner. (This is the end of the fencing bout after discussing possible remonstrations.). (May see the additional rules of video judging later in **article 16.**)

### **15.3. End of the fencing bout, announcement of final score**

After the (gross) fencing time the bout is over, and the winner is announced by LR based on scores. (Extra time can/have to be given as described in **section 8.3. and 16.3.**) The fencer who has 5 points before the end of the time will be the winner. If the standing is a draw after the fencing time, but due to tournament settings there must be an undisputed winner, then the LR orders extra time and the first valid hit (or first penalty that results score deduction) will win the bout.

The HTS's responsibility is to change/sign the actual result/scores in the scoring table after every LR's decision and notifying the CR about time. (After the first 'Stop!'). *„May HTS could sign to fencers with a small bell or other - not disturbing but distinct sound - when only 30 seconds left from the bouting time, if HTS has a proper instrument for it and the "call for competition" contains it..”* If the LR stops the relative time measuring, then the HTS must handle it (and the CR has to note it as well).

After the end of the fencing bout the LR announces the results (**see article 12.10.**): LR point out to the winner fencer with the winner's flag at shoulder height, with straight arm, other flag is hidden behind his/her back and audibly saying: „The winner is the Green/White fencer, the scores are...” And then raise the flag above his/her head.

Only the fencer representative can use remonstrations (about mistaken result/scoring or about irregularities of bout process), and only in writing. (S)he can do it during the bout and submit it to CR (who will give it at the end of bout to LR of course). Or (s)he can sign this intention to LR at the end of bout, and write and give shortly after the final decision is announced - before the referees and the assistants leave the fencing field. (Remonstrations cannot be submitted about erroneous judgement of the referees - only in case of video judging see later on **article 16.** - but about irregularities of the bout process. This will be noted in the bout records.) The judgement of the remonstrations must be done within a few minutes, see the details in **article 16.** It is a very important principle that when the LR announces the final results after the discussion of the remonstrations, the results cannot be modified by anyone or by any reason (**see articles 9.3.2., 12.13., 14.1.**).

## **16. REMONSTRATION**

### **16.1. Taking a remonstrations**

Remonstrations can be submitted/made only by fencer's representative (see **article 1.**), and only in writing. Not possible to make oral remonstrations, and what is more the LR can warn representative of fencer for verbal reclamation or for unsportmanlike intonation. And (s)he can send him/her out from the room, according to the intonation and the possible repeated reclamation. (See **article 12.13.**)

Remonstrations can be submitted only against final scoring and irregularity of bout's process. Remonstrations can not be submitted against a referee's judgement of an action, in accordance with "*Principle of fallibility*" detailed in **article 14.1.**<sup>33</sup> If infringement happens according to fencer representative, then a remonstrations paper (see **Appendix VI.**) should be filled and submitted to CR during the bout already (if possible). Before leaving the fencing field, after final scoring CR sign it to LR. If not then LR have to ask it at the end of all bout, whatever happens: "Any remonstrations?". So submitting remonstrations paper can be done at the end of fencing activities as well, to answer directly and instantly for LR's question (or by own will, if it is signed properly to LR and CR instantly). The maximum amount of time to writing the signed remonstrations and submit it to LR at the end of bout is 2 minutes. During process of remonstrations judgement/discussion (excluding vis major situations) the fencers, representatives, referees and assistants can't leave their positions, because all remonstrations have to be examined and judged on the spot.

The remonstrations paper consists next data: name of fencers, name of remonstrations writer representative, which fencer's representative is (s)he, the tournament's data (place, time), the subject of remonstrations, and need exact time of remonstrated happening (if relevant and if possible).

### **16.2. Possible subjects of remonstrations**

Important principle, that only the written details can be examined/judged, only these can be the subjects of discussion. The remonstrations subject have to be concrete/factual. These subjects can be the next ones:

---

<sup>33</sup> Except rare cases of using (and asking) video referee.

(a) Mistakes of assistance (HTS and/or CR; e.g. improper score signing and so false final scoring; improper time measuring, etc.)

(b) Irregular action of referees (e.g. disqualification without consultation, or any other deviancy from actual call for competition/rules, or rare cases partial judging, etc.).

(c) Irregular objective circumstance of the bout (e.g. using of not checked and inappropriate gear or weapon, which could result unfair/dangerous duel; nonregulation size of the fencing field, etc.)

### **16.3. Examination of a remonstrance and possible consequences**

#### ***16.3.1. Persons who make judgement***

The remonstrance is not judged by LR alone, but normally the three referees make decision together. During these kind of consultation votes of three referees are equal. The decision have to be based on official rules and text of actual call for competition. During decision making process possible to check bout records and ask opinion of assistants (or may other persons if relevant). If the remonstrance is about/against a referees work (e.g. partial judging - see **16.2.b.**) then the actual referee can't be involved in making decision of course. (Only his/her opinion can be asked.) In this case the role of this referee during decision making is taken by a member of assistance (it is usually the CR, but can be the HTS as well). If the remonstrance is against work of all referees, then impossible to make substantive decision, so the remonstrance will be rejected.

If remonstrance is about possible mistakes of assistance (**see article 16.2.a.**), or about irregular objective circumstance(s) of the bout (**see article 16.2.c.**), then all referee is involved in decision making process of course. In case of possible mistakes of assistance, asking the opinion of members of assistance is compulsory.

Because during these kind of consultation votes of three referees are equal, to make positive verdict about remonstrance less two referees have to agree about it. In other situations the remonstrance will be rejected. Nevertheless in case of tied vote (in this case one decision maker holds back his vote) LR has authority to ask *helping vote* from a member of assistance or from competition organizer, but just in very reasonable case should (s)he do it to not spend spare time. (Mostly in case of **16.2.c.** has reason to do so.)

In case of remonstrations to make decision by referees have to be done within minutes. The result of remonstrations discussion (the decision) has to be written to the remonstrations paper and this paper has to be attached to bout records! Important principle (see "principle of irreversibility of the final judgement **ad 14.1.**), that when the LR announces the final score/result, after the discussion of the remonstrations the result cannot be modified by anyone or by any reason.

### ***16.3.2. Possible consequences of accepted remonstrations***

If referees accepted the remonstrations (positive decision), then three types of judgement can be done:

(a) the remonstrations is legitimate, but the remonstrated factor not affected significantly the final result of the bout. So the original result will be unchanged.

(b) The remonstrated factor may could affect significantly the final result, but this factor can be "repaired" now. In this case the reparation have to be the purpose of decision. (E.g. the time measuring was not stop when LR said to do, and so the time of active fencing should be compensated. Or HTS made mistake by faulty scoring on scoring table, and this can be repaired by checking bout records for example.)

(c) The remonstrated factor affected significantly the final result, but repeating the full bout is not reasonable. In this case the rule of Sudden Death - discussed in other context at **article 8.3.** - can be used. So during extra (fencing) time the first valid hit wins - or a score deduction of a fencer can be finish the bout as well.

(d) The remonstrated factor affected significantly the final result, and reasonable to repeat the full bout (and cancel all earlier result/scores of course).

### ***16.3.3. About the inviolability of remonstrations' judgement***

After final decision about subject of remonstrations the remonstrations can't be remonstrated again.

#### 16.4. Video referee, video judging

The using of video judging is optional possibility of tournament organisers. It can be used only if the call for competition contains it, and the organiser has proper technical background. The video judging can be asked maximum once in a bout per fencer (representative) - but recommended to allow it only in bouts for podium finish positions (based on actual call for competition). So important to understand and accept that using of video referee is not to and not able to fully cancel referees's fallibility (discussed at **article 14.1.**). (Still not in case of using more camera.)

Asking video judging is only for supervise one action, no more. Only the fencer representative can ask it, and (s)he has to dropping a small beanbag to fencing field before a new action is started. In this case the bout is stopped by LR, and LR ask PRs to consultation. (The time measuring is stopped and restarted only after decision.)

The video recording is surveyed by 3 referee (they can see it more times and slow down of course), and after short consultation (where all referee's vote is equal) they make decision about action. Possibilities:

(a) If all 3 referees's judgement would different from each other after consultation, then result of action will be "„No decision!". This will be recorder to bout records.

(b) In case of majority decision the result of consultation will be announced by LR.

(c) In case one of less two referee has decision in favour of same fencer, but details of their decision is different, then the LR announce the less "substantial". (For example one referee decided to disqualify a fencer while the other referee would give "just" a score penalty, then the LR has to give a score deduction (the lower penalty) at least.)



## 17. TRANSLATED TERMS OF INTERNATIONAL COMPETITIONS

In Hungarian MHS competitions the referee sentences are Hungarian as well. But in international competitions - where there are more foreign fencer - the referee sentences are (at this time) usually English. So here we publish the main (possible) referee sentences (see article 12. and Appendix V.) and their translations.

### 17.1. The main terms in Hungarian and English

„Felkészül!” – „*Get ready!*”

„Össze!” – „*Fight!*”

„Állj!” – „*Stop!*”

„Zöld/Fehér szabálytalan, -1 pont!” – „*One score penalty for (the) Green/White (fencer)!*”

„Sportszerűtlen viselkedésért / szabálytalanságért / reklamációért.” – „*For unsporting behavior / for ruleless (prohibited) action / for excessive complaining.*”

„Zöld/Fehér (vívó) leléptetve!” – „*The Green/White (fencer) is disqualified!*”

„Ismételt szabálytalanságért.” – „*For multiple infringements.*”

„Kiegészítő büntetés.” (Ad 9.3.1.) – „*Supplemental penalty.*”

„Konzultáció!” – „*Consultation!*”

„Együttes!” – „*Double!*”

„Után-ütés!” – „*After-blow!*”

„Hosszabbítás!” – „*Extra time!*”

„Szünet, időmérés leállítása!” – „*Break! Stop time measuring!*” (LR can say to HTS.)

„Semmi, 0 pont!” – „*No score!*”

„Zöld/Fehér 1 pont!” – „*One (score) for (the) Green/White (fencer)!*”

„Zöld/Fehér 1 pont, kiszorításért!” – „*One (score) for (the) Green/White (fencer), for push-out!*”

„Vörös zászló fel!” – „*Red flag up!*”

„Vörös zászlót le!” – „*Red flag down!*”

„Vak!” (PR can say.) – „*I'm blind!*”

„Nincs döntés!” (LR can say.) – „*No decision!*”

A sample of LR's final score announcement: „Nyert a Fehér vívó, végeredmény: 4:3”. – „*The winner is the White (fencer), the scores are four - three.*”

## 17.2. Other important terms

Óvás. – *Remonstratation.*

Videó bíró. – *Video Judge.*

„Hosszabbítás!” – „*Extra time!*”

Hirtelen halál szabálya. – *Rule of „first hit wins” or “Sudden Death”.*

Felsőbb sebzés szabálya. – *Rule of „score for higher hit/blow”.*

A vívóképviselő figyelmeztetése. (Ad 12.15.) – „*The representative of Green/White (fencer) is warned/hinted!*”

A vívóképviselő kiküldése. (Ad 12.15.) – „*The representative of (the) Green/White (fencer) must go out!*”

## 17.3. Optional rule of using historical terms and traditional language of referees

At this time only in minor Hungarian competitions can be used the next historical, italian terms<sup>34</sup>, based of teachings of Fiore dei Liberi.<sup>35</sup> The call for competition has to contains it. Relevant argument about using these terms their traditional character (not the same as modern italian language), and so the longsword sport could have az own formal language. (Similar to French language using in olympic fencing, but with a special traditional character.) But relevant argument against to expand traditional fencing terms (italian or german) into full formal language that it would be relatively difficult to using/learning, so could slow down the spreading of sport in the beginning. So this topic will be discussed later by MHS. Here we publish only the three main historical term, and only these can be used in minor competitions. Other terms have to be Hungarian - in Hungarian (non-international) competitions. This three term is anly tentative, first steps to may build up a formal language in the future.

Instead of „Felkészül!” / „Get ready!”: „*Posta!*”.<sup>36</sup>

Instead of „Össze!” / „Fight!”: „*Spada!*”.<sup>37</sup>

Instead of „Állj!” / „Stop!”: „*Alt!*”.<sup>38</sup>

---

<sup>34</sup> In medieval Hungarian Kingdom the teachings of Italian and German masters could be known.

<sup>35</sup> Famous Italian fencing master of 14th-15th century. His fencing codex is remained to us in four version.

<sup>36</sup> A meaning of „Posta/Guarda” is: „basic stance”. Historical terms of Fiore. For us the meaning is about: Get ready, go to a basic stance. (Non „En garde”/”En Garde!” as in modern olympic fencing.)

<sup>37</sup> The meaning of „Spada” is: „Sword”. For us the meaning is about: „Let fence with sword!”. Also historical terms of Fiore. (Not „Scherma”, and not „En Garde! êtes-vous prêt? Allez!”, as in modern olympic fencing.)

<sup>38</sup> The term of „Alt(o)!”, or its alternative „Basta” are not terms of Fiore, but was used in medieval Italy. Meaning of these: „Enough! Stop!”. Other alternative is: „Fermi!”.

## **18.**

### **OPTIONAL RULES FOR SMALLER COMPETITIONS (OUTSIDE OF NATIONAL CHAMPIONSHIP) TO MAKE MORE EXITING THE COMPETITION**

These optional rules are not permanent part of MHS's official bylaw for feder fencing competitions. These optional rules can't be used on National Championship or qualifiers, just in minor competitions - and only if the actual call for competition contains it (including relevant article numbers of this bylaw). These minor cups and competitions inside MHS can be seen as the field and method of permanent innovation, experimentation and experienc-collection. Rules below are publisher together with pro and con arguments.

#### **18.1. The possibility of chivalrous judgement**

By using this optional rule, in rare cases, when LR is not sure about correct judgement of an action, and would say "No decision!", the LR has (and only the LR has) right to ask fencer's opinion about action. In this case LR supposes that fencers will act not as enemies, but as chivalrous and fair sportsmen, and so will say him their real opinion about the action, not affected by will of winning. In this case the fencers has five-five seconds to explain and show by hand, when, in what temporal order (tempo), and what type of hits happened. After this explanation the referees's scoring process will be repeated, and the LR will make a final decision. But very important to understand, that this is just a helping process for referees, and so the (congruent or contradictory) opinions of fencers don't bind by any way the free decisions of referees.

Relevant counterargument to using this rule in general, that in a modern sport can't be expexted by a sportsman to act against his/her interests (and a modern sport's judgement process can't be affected by sportsmen's opinion over referees opinion of course). And not sure that fencers see better the action from inside of course. But pro arguments are that the moral aspect can be important in a so traditional sport, and so may can be make more fair judgements.

## **18.2. The using of "principle of reality"(ad 14.2.)**

By using this optional rule, in case of after-blows referees has extra right to take into account the "realness" of the blow of second hitter. In other words, that it would be possible to do this hit in a real swordfight after a real wounding (caused by first hitter), or not. (And it was possible just because of the modern protecting gear.) So by this rule referees has right to try to take into account the seriousness of the (suppositional) wound. (This rule has relation with "principle of appropriate power", see **article 18.3.**)

Relevant counterargument to using this rule in general, that this right of referees can result repugnance of fencers, and make decisions more doubtful, because the wound is only suppositional of course. (And referees are not doctors nor seers, so not real suited to use this rule.) Additionally some description of historical duels say that in some cases seriously or deadly wounded combatants could make successful hits as well. But pro argument that this rule may force fencers to fight in a rather real way, and avoid after-blow situations. Have to be noted that recommended to use this rule with the next one (**18.3.**), entitled "*The using of principle of appropriate power*".

## **18.3. The using of "principle of appropriate power" (ad 14.2.)**

By using this optional principle (as a rule), then referees has to take into account during judging, that a hit would be enough strong to make a real - and not just a minor! - wound with a real sword, or not. This rule can be seen as the extension of the *principle of ignoring the protective equipment* (see **articles 6.2.2. and 14.1.**) And the fundamental idea of it is same as principle of reality's (see **article 18.2.**) - but it can be used not just in case of after-blows.

This kind of extension of "principle of reality" may could increase the level of fencing simulation by encourage fencers to develop and use "real" fencing skills. And by this the sport situation may can be more than score-hunting. In this case not enough to touch the protective gear by the sword, or make a hit which could achieve opponent's body (if wouldn't be the thickness of gear), but have to make a hit (to achieve valid sport-hit) which would be able to seriously wound the opponent (if he wouldn't wear gear of course). Relevant counterargument to using this rule in general is same as listed in **article 18.2.** Additionally by encouragement of fencers to fence with "real power" the bouts can be more dangerous, and by

misunderstanding of this rule/principle, the coaching of fencers in clubs could deviate to a wrong way.

#### **18.4. Enhancement of "higher wound" rules**

By using this optional rule the higher wound rule have to be used in judging of all double hits - and additionally may in all after-blows as well. (This is two different option of using this rule, the decision have to be clear in the actual call for competition.) By this rule the using of red flag became irrelevant of course! (The referee sign of not-same level doubles/after-blows is same as detailed in **articles 11.3. and 12.7.**) And still only the neck and the head are the relevant higher areas.

Pro arguments that the red flag period is not easily flowable by a spectator, and the attacking of head is preferred by medieval (mostly german) fencing manuals as well. Relevant counterargument to using this rule in general, that it could result careless, unreal fencing style, to not avoid doubles, and just attacking head in every case.

#### **18.5. Using of historical terms and traditional language (ad 17.3.)**

This option is explained with argumentation at **article 17.3.**

#### **18.6. The using of serious penalty of double hits, based on nylon fencing rules**

By this rule in minor competitions possible to use the serious penalty system of nylon fencing rules - see **OFFICIAL RULES FOR ART-SWORD FENCING COMPETITIONS (v1.0), article 11.** This document can be downloaded from <http://hosszukardvivas.atw.hu/>.

By this rules the number of doubles can be significantly reduced and the red flag period is erased. But counterargument to using this rule in general that decrease difference between type of arms, and suppose knowledge of both system.

#### **18.7. Full adaptation of nylon fencing rules**

By this rule the nylon fencing rules can be used in minor feder fencing competitions. See **OFFICIAL RULES FOR ART-SWORD FENCING COMPETITIONS (v1.0), article 11.** This document can be downloaded from <http://hosszukardvivas.atw.hu/>.

About using this option could be said very much pro and counter-argument. E.g. the number of doubles can be significantly reduced, the red flag period is erased, the traditional hand-to-hand combat and wrestling in sword techniques are allowed, etc.. And counterargument to using this rule in general e.g. that decrease difference between type of arms would be erased, this supposes of deep knowledge of more complex nylon system, and wrestle with metal swords (especially falling to a sword guard ring) can be very dangerous.

### **18.8. Combined competitions of two main arms (nylon and feder fencing)**

In the first years of MHS (called temporary period by the **Hungarian Longsword Fencing Charta**<sup>39</sup>) possible to make minor, "mixed type of arms" tournaments where during qualifying matches fencers fighting with nylon swords, by using nylon rules and in lighter (and cheaper) protective gears (prescribed by nylon rules), and just later, during single-elimination matches (especially during bouts for podium finish positions) have to fence with feder sword, using feder rules and heavier (and more expensive) protective gears.

---

<sup>39</sup> Written by Dr. Tibor Pávay, signed in 2012 by Ars Ensis Knightly Circle and Fencing School (Ars Ensis) and Society of Knights of Anjou Court (A.U.L.E. - now Anjou Knightly Circle and Fencing School). This document can be downloaded from <http://hosszukardvivas.atw.hu/>.

# **APPENDIX I.**

## **- Bout records - sample copy -**

**Version number is: v 1.0**

**(Hungarian version: 18\_04\_2013; English version: 31\_03\_2015)**

Check updated versions in homepage of MHS.

Actual web-address at the time of publishing: <http://hosszukardvivas.atw.hu/>

<b>Magyar Hosszúkardvívó Sportszövetség - Hungarian Longsword Fencing Sportfederation</b>					
<b>Versenyjegyzőkönyv</b>					
Name of tournament:			Location (address):		
Type of arm:			Date:		
Name of chief organiser (person):			Other:		
<b>Assistance</b>			<b>Data of fencers</b>		
	Name	Society/Club/Nation		Name	Society/Club/N
Leader Referee (LR):			White fencer:		
Pointer Referee (1st PR):			Representative:		
Pointer Referee (2nd PR):			Green fencer:		
Hitcounter-Timemeasurer-Signer (HTS):			Representative:		
Other assistant (optional):			<b>Data of bout</b>		
Court Reporter (CR):			Start time:	Finish time:	
Attestor:			Final score / result and other notes (fact of remostration, etc.):		
Signature of Court Reporter:			Signature of Attestor:		

**Copyright © Dr. Pávay Tibor, 2013, 2015.** This document is the intellectual property of Dr. Tibor Pávay. The charter organizations and member organizations of the **Hun Federation** may use it at their sports competitions. It may be freely downloaded by anyone from the internet for the purpose of preparing for a competition, but its distributor without permission, in whole or in part, is prohibited by law! © **All rights reserved!**





## **APPENDIX II.**

### **- Table of referee's signals and terms -**









**Version number is: v 1.0**








**(Hungarian version: 18\_04\_2013; English version: 31\_03\_2015)**








Check updated versions in homepage of MHS.

Actual web-address at the time of publishing: <http://hosszukardvivas.atw.hu/>

Referee can be seen here in frontal position.

Flag signs	Referee sentence in Hungarian	Referee sentence in English (longer version)	Action according to referee
 Small stride, crossed hands	-	-	Base referee stance during an action. (small stride, folded - or wrists crossed - hands)
 Raising both flag over the head.	Felkészül!	Get ready!	Fencers have to be prepared and get a longsword guard. LR shows it first. (Referee raising both flag over the head with drawn hands)
 Both flag swings down.	Össze!	Fight!	Fencers was ready to action. An action is starting. LR shows it first. (Referee swings down both flags.)
 Both hand raising up.	Állj!	Stop!	(LR and PR can show it first as well.) Action is stopped, all techniques have to be suspended. (Referee's both hand vertically extended.)
 Pointing + raising + pointing	<b>Zöld szabálytalan, -1 pont!</b> (Sportszerűtlen viselkedésért / szabálytalanságért / reklamációért!)	<b>One score penalty for the Green fencer!</b> (For unsporting behavior / for ruleless (prohibited) action / for excessive complaining.)	LR point with the right/relevant colored flag at shoulder height to the fencer (other flag is kept to the ground in front of him/her), and raise over his/her head once and back (1 vertical wave)
 Pointing + raising + pointing	<b>Fehér szabálytalan, -1 pont!</b> (Sportszerűtlen viselkedésért / szabálytalanságért / reklamációért!)	<b>One score penalty for the White fencer!</b> (For unsporting behavior / for ruleless (prohibited) action / for excessive complaining.)	LR point with the right/relevant colored flag at shoulder height to the fencer (other flag is kept to the ground in front of him/her), and raise over his/her head once and back (1 vertical wave)
 swinging vertically 3 times	<b>Zöld vívó leléptetve!</b> (Pld. ismételt szabálytalanságért.)	<b>The green fencer is disqualified!</b> (Eg.: For multiple infringements.)	Green fencer is DQ-ed, White fencer is the winner. (LR point with relevant flag to the guilty fencer and make 3 horizontal flutter, to „bundle off” the fencer from the fencing circle.
 swinging vertically 3 times	<b>Fehér vívó leléptetve!</b> (Pld. ismételt szabálytalanságért.)	<b>The white fencer is disqualified!</b> (Eg.: For multiple infringements.)	White fencer is DQ-ed, Green fencer is the winner. (LR point with relevant flag to the guilty fencer and make 3 horizontal flutter, to „bundle off” the fencer from the fencing circle.

 Crossed flags over the head.	<p><b>Konzultáció!</b></p>	<p><b>Consultation!</b></p>	<p>Consultation asking (PR) or ordering (LR). (Crossed flags over the head.)</p>
 Two crossed swing.	<p><b>Után-ütés!</b></p>	<p><b>After-blow!</b></p>	<p>After blow happened (except higher wounding during red flag period). (Referee cross both flag in front of him/her at 45degrees to the ground then twice spectacularly and fast wave the flags in front of him/her)</p>
<p>At the end of fencing time sign of "Stop". After that rule exposition to fencers. After that sign of "Fight".</p>	<p><b>Hosszabbítás!</b></p>	<p><b>Extra time!</b></p>	<p>At the end of fencing there is no winner, but have to. So have to use the rule of Sudden Death.</p>
 Raising both flag over the head.	<p><b>Szünet, időmérés leállítása!</b></p>	<p><b>Break!</b></p>	<p>The relative time measurement have to be stopped according to LR.</p>
 Crossed, unmoved flags.	<p><b>Semmi, 0 pont!</b></p>	<p><b>No score!</b></p>	<p>There was no any valid hit. (Both flag crossed in front of referee at 45 degrees to the ground, and not moving.)</p>
 Green flag to shoulder level.	<p><b>Zöld 1 pont!</b>                  (Kiszorításért / Pusztakezes ütésért.)</p>	<p><b>One score for the Green (fencer)!</b>                  (May "For push-out".)</p>	<p>Clear hit or push-out. (Relevant side's flag is raised to shoulder height, other is left to hang to the ground.)</p>
 White flag to shoulder level.	<p><b>Fehér 1 pont!</b>                  (Kiszorításért / Pusztakezes ütésért.)</p>	<p><b>One score for the White (fencer)!</b>                  (May "For push-out".)</p>	<p>Clear hit or push-out. (Relevant side's flag is raised to shoulder height, other is left to hang to the ground.)</p>
 Red flag raised up by HTS.	<p><b>Piros zászló fel! / Piros zászló le!</b></p>	<p><b>Red flag up! / Red flag down!</b></p>	<p>After a double hit the HTS raising the red flag up, until a valid hit happens (red flag period, may more action long). After that the red flag goes down.</p>

 Both flag to shoulder height.	<b>Együttes!</b>	<b>Double!</b>	Double hit happened outside of red flag period (and after it will start this period). Or may a same-level double hit happened during red flag period.
 White flag at shoulder, G. is up.	<b>Zöld, felsőbb seb, 1 pont!</b>	<b>One score for Green, higher hit/blow/wound!</b>	During red flag period higher wounding happened (double or after blow). The referee keep the higher wound-hitter's flag vertically and lower wound-hitter's flag horizontally.
 Zöld zászló oldalt, fehér fent.	<b>Fehér, felsőbb seb, 1 pont!</b>	<b>One score for White, higher hit/blow/wound!</b>	During red flag period higher wounding happened (double or after blow). The referee keep the higher wound-hitter's flag vertically and lower wound-hitter's flag horizontally.
 Both hands crossed behind.	<b>Vak!</b>	<b>I'm blind!</b>	PR couldn't see clearly the action.
 Both hands crossed behind.	<b>Nincs döntés!</b>	<b>No decision!</b>	LR can't make fair decision.
 Pointing and raising flag.	<b>Nyert a Fehér vívó!</b> (+ Végeredmény számszerűsítve, vagy indokolva.)	<b>The winner is the White fencer!</b> (The scores are...)	LR point out to the winner fencer with the winner's flag at shoulder height, with straight arm, other flag is hided behind his/her back
 Pointing and raising flag.	<b>Nyert a Zöld vívó!</b> (+ Végeredmény számszerűsítve, vagy indokolva.)	<b>The winner is the Green fencer!</b> (The scores are...)	LR point out to the winner fencer with the winner's flag at shoulder height, with straight arm, other flag is hided behind his/her back
Same sign as disqualifying.	<b>A Fehéz / Zöld vívó képviselője hagyja el a pást környékét!</b>	<b>The representative of the Green / White fencer must go out!</b>	LR decision that the representative's conduct is unacceptable, so "bundle off" the representative.

## **APPENDIX III.**

### **- Remonstrations paper (sample copy) -**

**Version number is: v 1.0**

**(Hungarian version: 18\_04\_2013; English version: 31\_03\_2015)**

Check updated versions in homepage of MHS.

Actual web-address at the time of publishing: <http://hosszukardvivas.atw.hu/>

<b>Remonstrations paper</b>	
<b>- filled by submitter -</b>	
Name of tournament:	Name of representative:
Location (address):	Repr. fencer (name/colour):
Date:	Other fencer (name/colour):
Leader Referee:	Actual position (if relevant):
Subject of remonstrations:	
Other circumstances (e.g. actual score/time of action, etc.):	
<b>Final decision (result of remonstrations)</b>	
<b>- filled by decision makers -</b>	
Decision makers (name):	
Defensibility of remonstrations (underline the answer):	accepted / rejected
Decision and consequences for bout:	
Justification of decision:	
Other relevant notes (rate of votes, minority report, etc.):	
<p>Copyright © Dr. Pávay Tibor, 2013, 2015. This document is the intellectual property of Dr. Tibor Pávay. The member organizations of the Hungarian Longsword Fencing Sports Federation may use it at their sports competitions. It may be freely downloaded by anyone from the internet for the purpose of preparing for a competition, but its distribution is prohibited. Its reproduction or use without permission, in whole or in part, is prohibited by law! © All rights reserved!</p>	